Bimu
cutting tools & accessories

Tecko

Modular tooling change system for automatic lathes
Modulares Werkzeugsystem für Drehautomaten
Système d'outils modulaire pour tours automatiques

for machines | für Maschinen | pour machines

Tornos | Citizen | Star | Maier | Hanwha

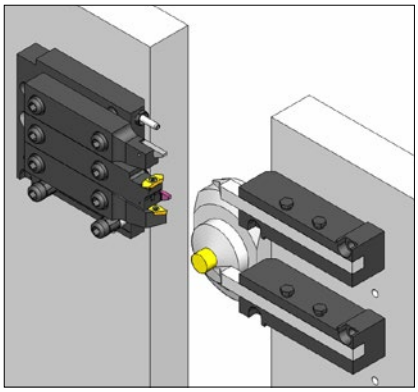

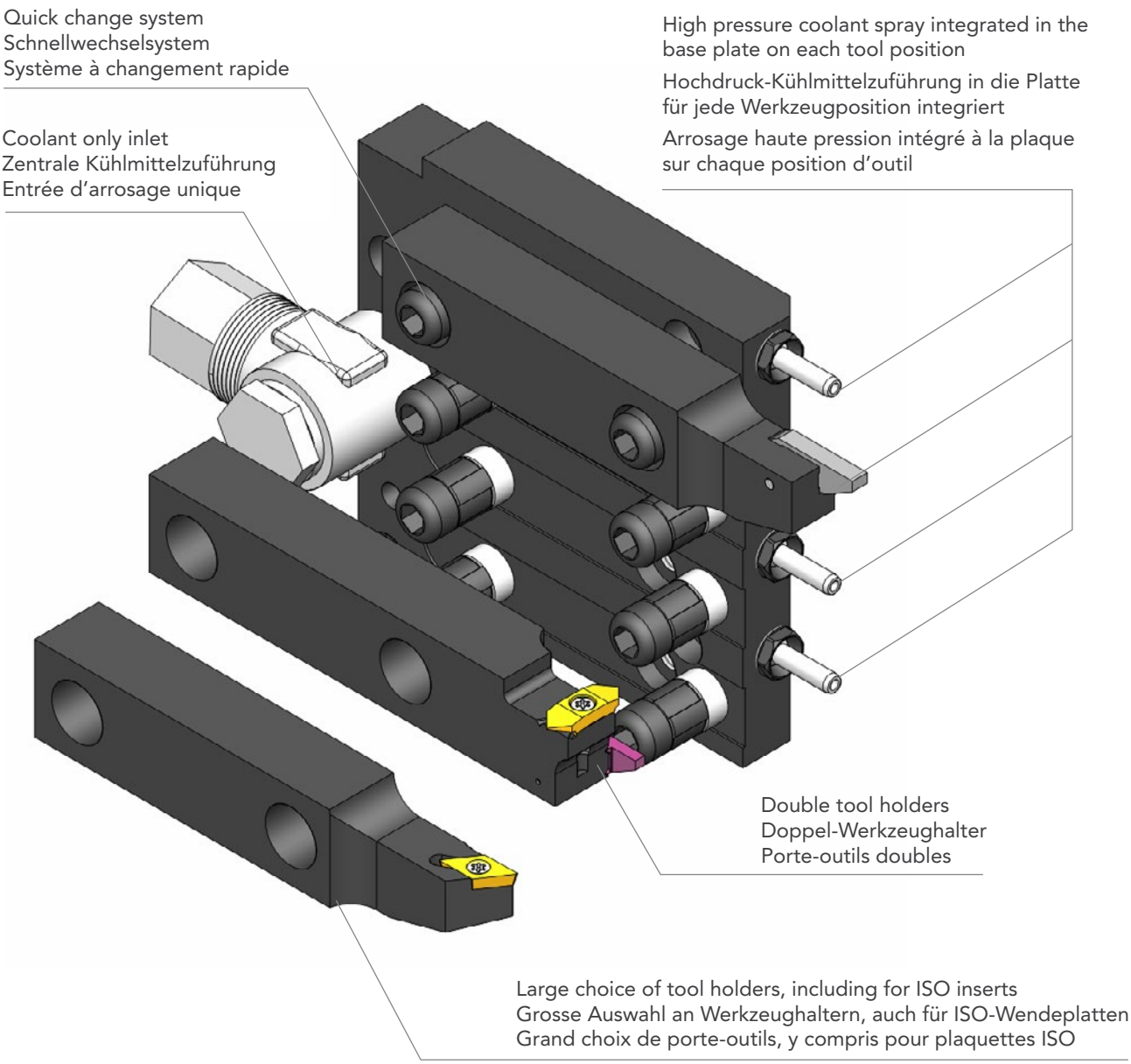

Bimu SA
cutting tools
& accessories

case postale 50
rue du Quai 10
CH-2710 Tavannes

e. info@bimu.ch
i. www.bimu.ch

t. +41 32 482 60 50
f. +41 32 482 60 59

Bimu
cutting tools & accessories

Tecko modular tooling change system
Modulares Werkzeugsystem **Tecko**
Système d'outils modulaire **Tecko**

Table of content / Inhaltverzeichnis / Table des matières

Table of content	Inhaltverzeichnis	Table des matières	
1. Advantages of the system	1. Vorteile des Systems	1. Avantages du système	3
2. General principle of system	2. Generelles Systemprinzip	2. Principe général du système	4
3. Description of base plates	3. Beschreibung der Basisplatten	3. Description des plaques de base	5
3.1 Machine type	3.1 Maschinen-Typ	3.1 Type de machine	5
3.2 Fixing systems	3.2 Befestigungs-System	3.2 Systèmes de fixation	6
3.3 High pressure spraying	3.3 Hochdruck-Kühlung	3.3 Arrosage haute pression	7
3.4 Quantity of tool holders	3.4 Stahlhalter Anzahl	3.4 Nombre de porte-outils	7
3.5 Increase of tool holders	3.5 Erweiterung-Werkzeughalter	3.5 Augmentation d'outils	7
3.6 Double tool holders	3.6 Doppel-Werkzeughalter	3.6 Porte-outils doubles	9
3.7 Distance between the axles	3.7 Achsabstand	3.7 Entraxes	9
3.8 Configuration examples	3.8 Konfigurationsbeispiele	3.8 Exemples de configuration	10
4. 4. Base plates	4. Basisplatten	4. Plaques de base	12
4.1 Tornos machines	4.1 Tornos Maschinen	4.1 Machines Tornos	12
4.2 Star machines	4.2 Star Maschinen	4.2 Machines Star	19
4.3 Maier machines	4.3 Maier Maschinen	4.3 Machines Maier	22
4.4 Hanwha machines	4.4 Hanwha Maschinen	4.4 Machines Hanwha	24
4.5 Citizen machines	4.4 Citizen Maschinen	4.4 Machines Citizen	25
5. Tool holders	5. Stahlhalter	5. Porte-outils	27
5.1 Distance between the axles 50 mm	5.1 Achsabstand 50 mm	5.1 Entraxe 50 mm	27
5.2 Distance between the axles 38 mm	5.2 Achsabstand 38 mm	5.2 Entraxe 38 mm	35
6. Shift of Quicklocks	6. Quicklock Verschiebung	6. Déplacement des Quicklocks	39
7. Presetting	7. Voreinstellen	7. Préréglage	40
8. Presetting base plates	8. Voreinstellplatte	8. Plaques de préréglage	41
9. Additional parts	9. Zusatzteile	9. Pièces additionnelles	43

Bimu SA
cutting tools
& accessories

case postale 50
rue du Quai 10
CH-2710 Tavannes

e. info@bimu.ch
i. www.bimu.ch

t. +41 32 482 60 50
f. +41 32 482 60 59

1. Advantages of the system

1. Vorteile des Systems

1. Avantages du système



Quick change thanks to the screw «Quicklock»

Only 2 revolutions of the screw are necessary to free the tool holder. Positioning precision of system: +/- 0,01 mm.

Schnellwechsel dank der «Quick-lock» Schrauben

2 Schrauben-Umdrehungen reichen, um den Stahlhalter ein- und auszuspannen. Wiederholgenauigkeit : +/- 0,01 mm.

Changement rapide grâce à la vis «Quicklock»

2 tours de vis suffisent à libérer les porte-outils. Précision de positionnement du système: +/- 0,01 mm.

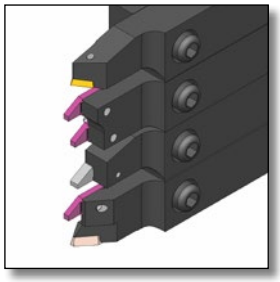

Gain of tools

The original base plate is replaced by the Tecko plate. This, in several cases, allows the number of plates to be increased.

The use of tool holders with 2 tools allows this number to be even further increased.

Stahlhalter Erweiterung

Die ursprüngliche Basisplatte wird durch eine Platte von Tecko ersetzt. Dies erlaubt häufig mehr Werkzeuge pro Platte.

Durch den Einsatz von Werkzeughaltern mit 2 Werkzeugen kann diese Zahl noch weiter erhöht werden.

Gain d'outils

La plaque de base d'origine de la machine est remplacée par la plaque de base du système Tecko ce qui permet dans plusieurs cas d'augmenter le nombre d'outils par plaque.

L'utilisation de porte-outils avec 2 outils permet d'encore accroître ce nombre.



Rigidity

Very high rigidity of the Tecko system thanks to the massive tool holders, size 15 x 20 mm.

Starrheit

Sehr gute Stabilität dank massiven Stahlhalter.
Querschnitt: 15 x 20 mm.

Rigidité

Excellente rigidité du système grâce à des porte-outils massifs de section 15 x 20 mm.

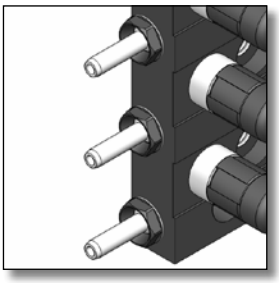

Integrated spraying

Spraying is provided through nozzles (up to 140 bar) which can be swivelled so as to guide the coolant fluid directly on the cutting edge.

The spraying of coolant is ensured through one single inlet, thus avoiding the connection of several unions.

Integrierte Kühlung

Die Kühlung wird gesichert durch orientierte Hochdruckdüsen (bis 140 bar) die den Kühlstrahl direkt auf die Schneidkante leiten.

Die Kühlung wird durch eine einzige Zuführung sichergestellt, ein System mit mehreren Anschlüssen erübrigt sich.

Arrosage intégré

Le système d'arrosage est intégré à la plaque de base et disponible sur chaque position d'outil.
Les buses haute pression (jusqu'à 140 bar) sont orientables afin de guider le fluide de refroidissement directement sur l'arête de coupe.
L'ensemble de l'arrosage est assuré par une entrée unique, évitant ainsi le branchement de plusieurs raccords.

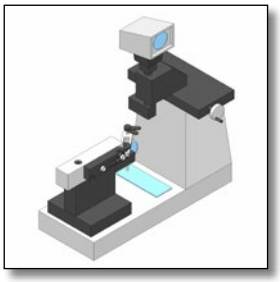

Easy presetting

No more need to take off the base plate of machine to preset your tools. The tool holder is directly fixed on a special presetting plate.

Vereinfachtes Voreinstellen der Werkzeuge

Das Ausbauen der Werkzeughalter ist nicht mehr notwendig. Die Stahlhalter werden direkt auf das Voreinstell-Gerät gespannt.

Préréglage des outils facilité

Plus besoin d'enlever la plaque de base de la machine pour prérégler les outils. Le porte-outil se fixe directement sur une plaque spéciale de préréglage.

Bimu SA
cutting tools
& accessories

case postale 50
rue du Quai 10
CH-2710 Tavannes

e. info@bimu.ch
i. www.bimu.ch

t. +41 32 482 60 50
f. +41 32 482 60 59

2. General principle of system

Base plates

The original tool holders are dismounted from gang...

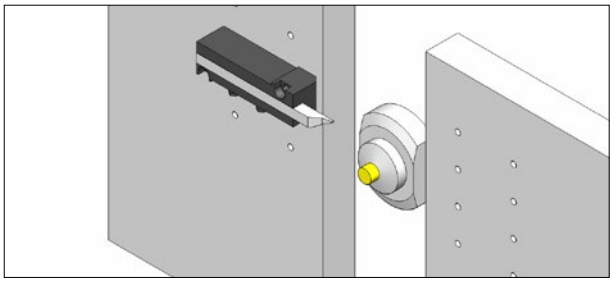

... and replaced by the Tecko base plate.

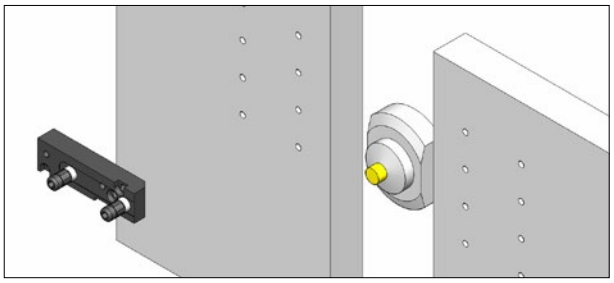

2. Generelles Systemprinzip

Basisplatten

Die ursprüngliche Werkzeughalter werden von der Basisplatte vom Kamm abgebaut...

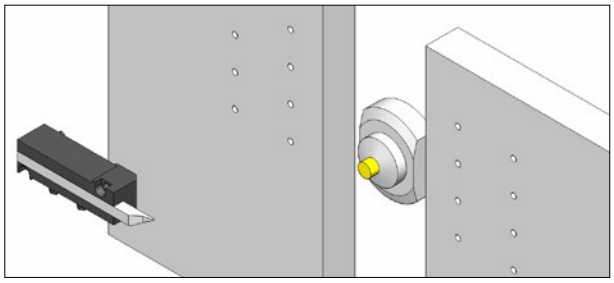

... und durch die Tecko-Basisplatte ersetzt.

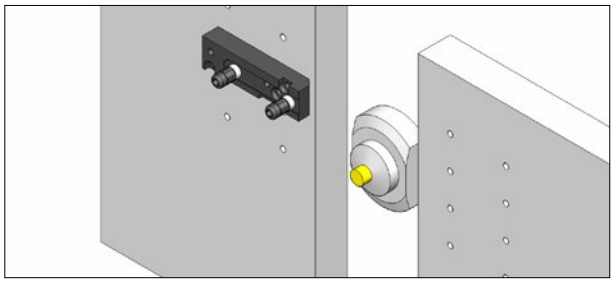

2. Principe général du système

Plaques de base

Les porte-outils d'origine sont démontés du peigne...

... et remplacées par la plaque de base Tecko.

Tool holders

The different Tecko tool holders are fitted on the new base plate.

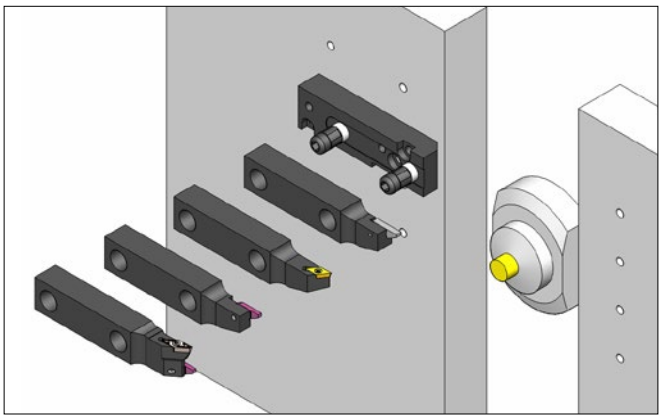

Stahlhalter

Die verschiedenen Tecko Stahlhalter werden auf die neue Basisplatte gespannt.

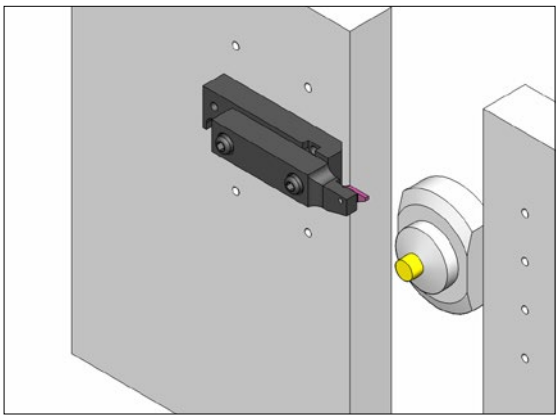

Porte-outils

Les différents porte-outils Tecko se montent sur la nouvelle plaque de base.

Bimu SA
cutting tools
& accessories

case postale 50
rue du Quai 10
CH-2710 Tavannes

e. info@bimu.ch
i. www.bimu.ch

t. +41 32 482 60 50
f. +41 32 482 60 59

3. Description of base plates

3.1 Type of machine

There are one or several Tecko base plates for each machine model.

Because of its compatibility with all Tecko base plates, the same tool holder can therefore be used on several machines of different types.

3. Beschreibung der Basisplatten

3.1 Maschinen-Typ

Für jedes Maschinenmodell gibt es eine oder sogar mehrere Basisplatten von Tecko.

Da die Werkzeughalter zu allen Basisplatten von Tecko passen, kann ein und derselbe Halter für mehrere Maschinen unterschiedlichen Typs eingesetzt werden.

3. Description des plaques de base

3.1 Type de machine

Une ou plusieurs plaques de base Tecko existent pour chaque modèle de machine.

De par sa compatibilité avec toutes les plaques de base Tecko, un même porte-outil peut donc être utilisé sur plusieurs machines de types différents.



Tecko base plates are available for the following machines:
Die Basisplatten von Tecko gibt es für folgende Maschinen:
Les plaques de base Tecko sont disponibles pour les machines suivantes:

Tornos Deco 7	*Star SB-16E*	*Maier ML 20 CII*	*Hanwha SL12*	*Citizen L12 VII/X*
Tornos Deco 10	*Star SR-20*	*Maier ML 20 FII*	*Hanwha XD26II*	*Citizen $L_2$20-VIII/X/XII*
Tornos Deco 13	*Star SR-20R*	*Maier ML-125*	*Hanwha XP12*	*Citizen $M_4$16*
Tornos Deco 20		*Maier MLK-36 HYBRYD*	*Hanwha XP16*	
Tornos Deco 26				

Bimu SA
cutting tools
& accessories

case postale 50
rue du Quai 10
CH-2710 Tavannes

e. info@bimu.ch
i. www.bimu.ch

t. +41 32 482 60 50
f. +41 32 482 60 59

3.2 Fixing systems

The fixation system of the tool holders is available in 2 different versions:
« Quick change » and « Eco change ».

The 2 systems use the same tool holders.

3.2 Befestigungs-Systeme

Es gibt 2 Befestigungs-Systeme:
« Quick change » und « Eco change ».

Die beiden Systeme funktionieren mit den gleichen Werkzeughaltern.

3.2 Systèmes de fixation

Le système de fixation des porte-outils est disponible en 2 versions différentes:
« Quick change » et « Eco change ».

Les 2 systèmes utilisent les mêmes porte-outils.

Quick change

The version « Quick change » is a revolutionary system which allows an extremely quick change of tool holder.

The «Quicklock» which are part this system, tighten in only 2 revolutions and lock the tool holder.

Quick change

Das revolutionäre System « Quick change » erlaubt einen extrem schnellen Austausch der Werkzeughalter.

Die mitgelieferten «Quicklock»-Schrauben lassen sich mit nur 2 Umdrehungen anziehen und sichern den Werkzeughalter.

Quick change

La version « Quick change » est un système révolutionnaire qui permet un changement ultra-rapide du porte-outil.

Les vis « Quicklock » qui composent ce système se serrent en seulement 2 tours et verrouillent ainsi le porte-outil.

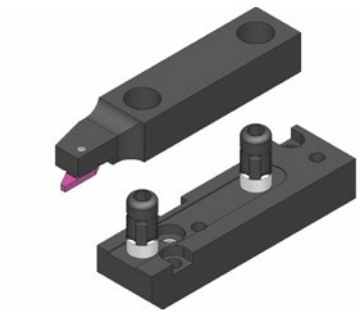

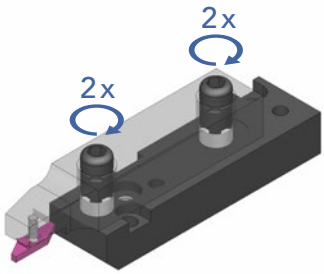

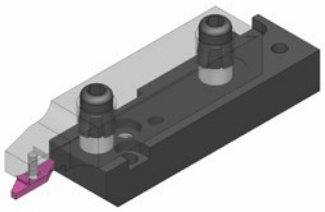

Eco change

The version « Eco change » is equipped with standard screws which offer an economical alternative.

Eco change

Die « Eco change » Ausführung ist mit normalen Befestigungs-Schrauben aufgebaut und bietet eine preisgünstige Alternative.

Eco change

La version « Eco change » est équipée de vis standards qui offrent une solution alternative économique.

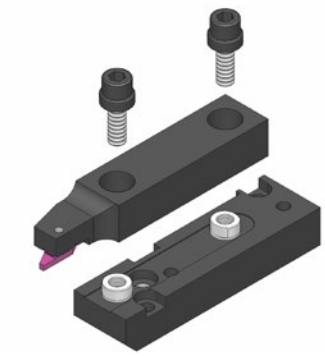



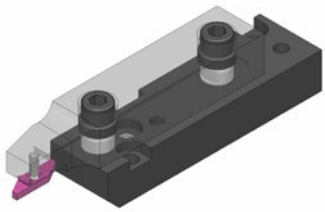

Bimu SA
cutting tools
& accessories

case postale 50
rue du Quai 10
CH-2710 Tavannes

e. info@bimu.ch
i. www.bimu.ch

t. +41 32 482 60 50
f. +41 32 482 60 59

3.3 High pressure spraying

The high pressure spraying (140 bar) is available on most of the base plates. The adjustment of the orientation of the nozzles is done with the key no 015.81.810 and allows the coolant to be adjusted directly on the cutting edge.

3.3 Hochdruck-Kühlung

Die Hochdruck-Kühlung (140 bar) ist bei den meisten Basisplatten verfügbar. Die Hochdruck-Düsen werden mit dem Spezialschlüssel Nr. 015.81.810 auf jede einzelne Schneide gerichtet.

3.3 Arrosage haute pression

L'arrosage haute pression (140 bar) est disponible sur la majorité des plaques de base. Le réglage de l'orientation des buses d'arrosage se fait à l'aide de la clé n° 015.81.810 et permet pour chaque outil de diriger le fluide de refroidissement directement sur l'arête de coupe.

Adjustment of nozzle
Adjustierung der Düse
Ajustement de la buse



Untightening of nozzle
Lösen der Düse
Desserrage de la buse

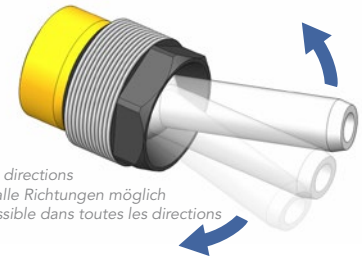

Orientation of nozzle in all directions
Orientierung der Düse in alle Richtungen möglich
Orientation de la buse possible dans toutes les directions

3.4 Quantity of tool holders

The quantity of tool holders which can be fitted depends on the base plate.

3.4 Stahlhalter Anzahl

Die mögliche Anzahl Stahlhalter wird durch die Tecko-Basisplatte bestimmt.

3.4 Nombre de porte-outils

Le nombre de porte-outils pouvant être montés dépend de la plaque de base Tecko utilisée.

3.5 Increase of tool holders

The concept of the tecko plates allows to decrease the space between the tool holders. In several cases, it results in a gain of one or several tool positions per gang; as example here-under.

3.5 Stahlhalter-Erweiterung

Die Tecko Basisplatten-Ausführung erlaubt die Abstände der Stahlhalter zu reduzieren. In diversen Fälle kann man eine oder mehrere Positionen gewinnen wie mit der nachfolgender Illustrierung gezeigt wird.

3.5 Augmentation du nombre de porte-outils

La conception des plaques Tecko permet de diminuer l'espace entre les porte-outils. Dans plusieurs cas, il en résulte un gain d'une ou plusieurs positions d'outils par peigne.

With original plates: 3 tools
Mit original Platten: 3 Werkzeuge
Avec plaques d'origine: 3 outils

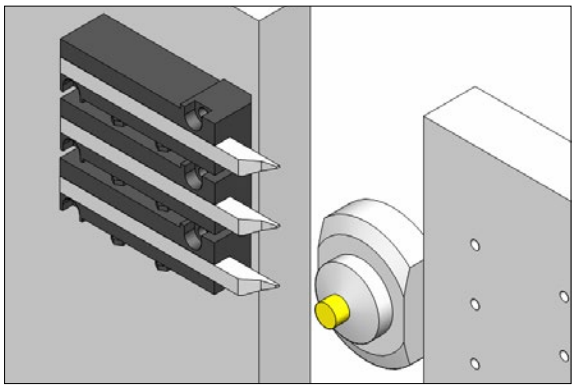

With Tecko plate: 4 tools
Mit Tecko Platte: 4 Werkzeuge
Avec plaque Tecko: 4 outils

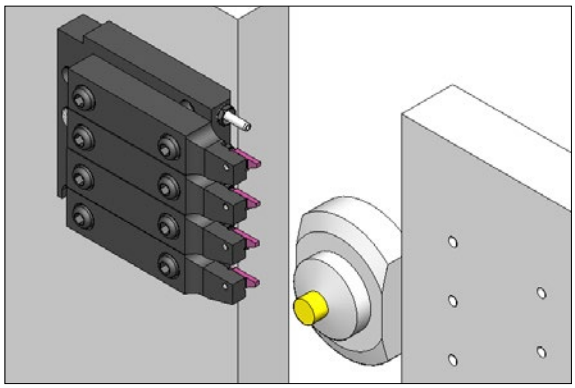

Bimu SA
cutting tools
& accessories

case postale 50
rue du Quai 10
CH-2710 Tavannes

e. info@bimu.ch
i. www.bimu.ch

t. +41 32 482 60 50
f. +41 32 482 60 59

Tecko modular tooling change system
Modulares Werkzeugsystem **Tecko**
Système d'outils modulaire **Tecko**

The examples below show the gain in tool positions provided by the Tecko system on different types of machines.

Die nachfolgenden Beispiele zeigen die zusätzliche/n Werkzeugposition/en, die das Tecko-System für unterschiedliche Maschinentypen bringt.

Les exemples ci-dessous montrent le gain de position(s) d'outils apporté par le système Tecko sur différents types de machines.

Tornos Deco 7/10

Standard

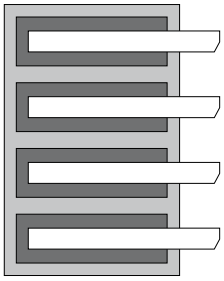

4 tools
4 Werkzeuge
4 outils

Tecko

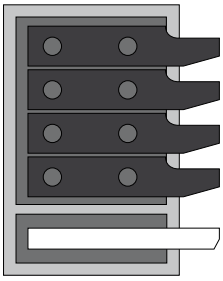

5 tools
5 Werkzeuge
5 outils

+1 ***tool Werkzeug outil***

Tornos Deco 20/26

Standard

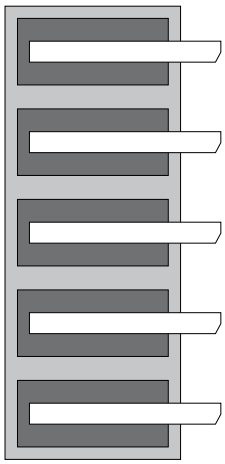

5 tools
5 Werkzeuge
5 outils

Tecko

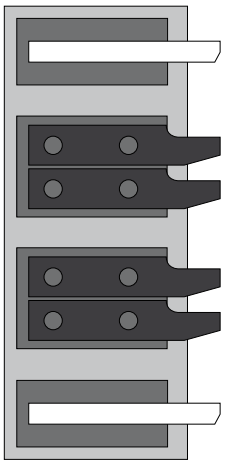

8 tools
8 Werkzeuge
8 outils

+1 ***tool Werkzeug outil***

Star SA-16

Standard

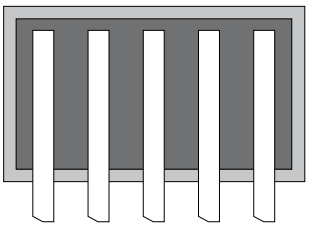

5 tools
5 Werkzeuge
5 outils

Tecko



6 tools
6 Werkzeuge
6 outils

+1 ***tool Werkzeug outil***

Star SB-16

Standard

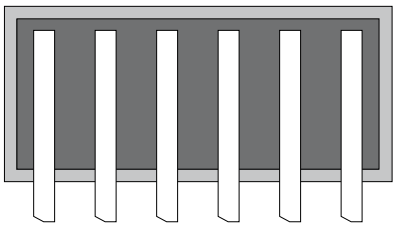

6 tools
6 Werkzeuge
6 outils

Tecko



8 tools
8 Werkzeuge
8 outils

+2 ***tools Werkzeuge outils***

Bimu SA
cutting tools
& accessories

case postale 50
rue du Quai 10
CH-2710 Tavannes

e. info@bimu.ch
i. www.bimu.ch

t. +41 32 482 60 50
f. +41 32 482 60 59

3.6. Double tool holders

The use of double tool holders (for example, 2 inserts per tool holder) available for the Tecko system enables the possible number of operations to be increased.

Double tool holders can be used on all tool positions with the exception of extreme gang positions.

3.6. Doppel-Werkzeughalter

Der Einsatz von Doppel-Werkzeughaltern (beispielsweise 2 Wendeplatten pro Werkzeughalter), die für das Tecko-System zur Verfügung stehen, ermöglicht eine Steigerung der möglichen Zahl an Arbeitsabläufen.

Die Doppel-Werkzeughalter können für alle Werkzeugpositionen eingesetzt werden. Ausnahme: die Aussenpositionen des Werkzeugmagazins.

3.6. Porte-outils doubles

L'utilisation de porte-outils doubles (par exemple 2 plaquettes par porte-outil) disponibles pour le système Tecko permet d'augmenter le nombre d'opérations possibles.

Les porte-outils doubles peuvent être utilisés sur toutes les positions d'outils à l'exception des positions extrêmes du peigne.

Use of single tool holders
Einsatz von einfachen Werkzeughaltern
Utilisation de porte-outils simples

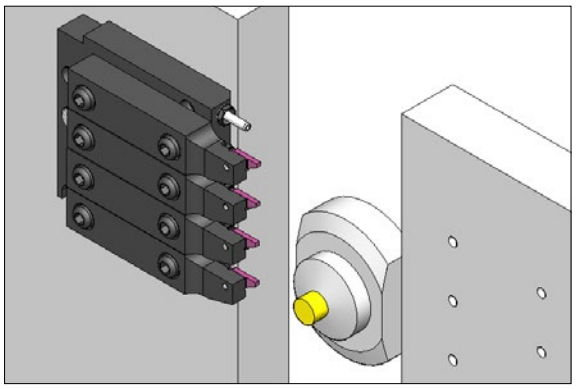

Use of double tool holders
Einsatz von Doppel-Werkzeughaltern
Utilisation de porte-outils doubles

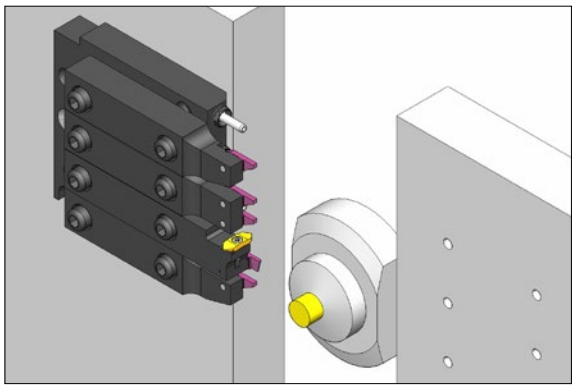

3.7. Distance between the axles

The distance between the axles between the 2 screws of the fixing system can be of 2 different types depending on base plate: 38 mm or 50 mm. For the base plates compatible with these 2 types of distances between the axles, the screws can be moved between 2 positions in order to accept the tool holders 38 and 50 mm. The extraction set for screws no 012.06.800 is planned in this effect.

3.7. Achsabstand

Es gibt 2 mögliche Abstände der beiden Befestigungs-Schrauben auf der Basisplatte: 38 mm oder 50 mm. Bei kompatiblen Basisplatten können die Befestigungs-Schrauben dank dem Umbau-Set Nr. 012.06.800, versetzt werden um die Stahlhalter mit Achsabstand 38 oder 50 mm aufzunehmen.

3.7. Entraxes

L'entraxe entre les 2 vis du système de fixation peut être de 2 types selon la plaque de base: 38 mm ou 50 mm.
Pour les plaques de base compatibles avec ces 2 types d'entraxe, les vis peuvent être déplacées entre 2 positions afin de recevoir les porte-outils 38 et 50 mm. Le set d'extraction des vis n° 012.06.800 est prévu à cet effet.

Distance between the axles
Achsabstand
Entraxes

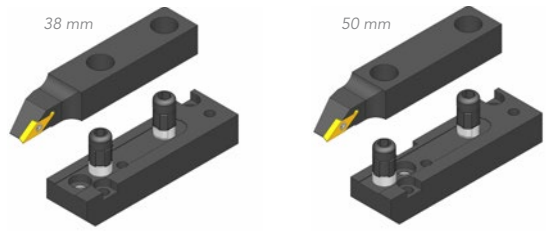

Moving of screw thanks to the extraction set
Schrauben Versatz mit Umbau-Set
Déplacement de la vis grâce au set d'extraction

For the detail of procedure, please see chapter 6.
Für mehr Einzelheiten, siehe Kapitel 6.
Pour le détail de la procédure, se rapporter au chapitre 6.

Bimu SA
cutting tools
& accessories

case postale 50
rue du Quai 10
CH-2710 Tavannes

e. info@bimu.ch
i. www.bimu.ch

t. +41 32 482 60 50
f. +41 32 482 60 59

3.8 Configuration examples

Comparison between a standard configuration on Tornos Deco and possible configurations with the Tecko system.

Tecko double tool holders cannot be fitted to extreme gang positions (high and low).

3.8 Konfigurationsbeispiele

Vergleich zwischen einer Standard-konfiguration auf einer Tornos Deco und den mit dem Tecko-System möglichen Konfigurationen.

Die Doppel-Werkzeughalter von Tecko können auf den Aussen-positionen (oben und unten) des Magazins nicht montiert werden.

3.8 Exemples de configuration

Comparaison entre une configura-tion standard sur Tornos Deco et des configurations possibles avec le système Tecko.

Les porte-outils doubles Tecko ne peuvent pas se monter sur les positions extêmes (haut et bas) du peigne.

Tornos Deco 7/10

+ Coolant spray (without loss of tool position)
+ Kühlung (ohne Verlust einer Werkzeugposition)
+ Arrosage (sans perte de position d'outil)

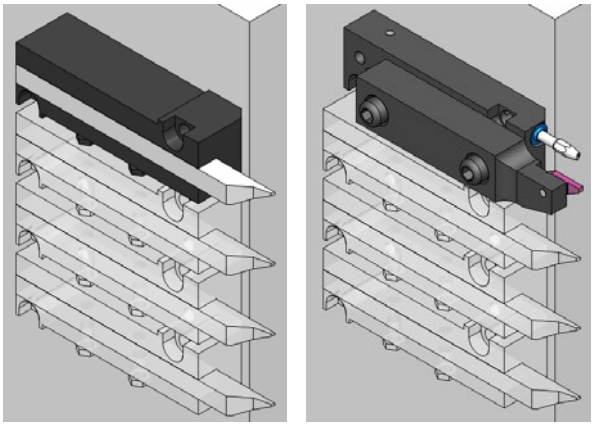

Tornos Deco 7/10

+ 1 tool + Coolant spray
+ 1 Werkzeug + Kühlung
+ 1 outil + Arrosage

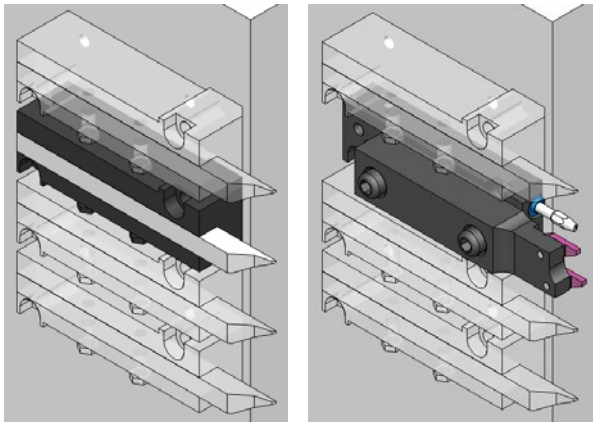

Tornos Deco 7/10

+ 1 tool + Coolant spray
+ 1 Werkzeug + Kühlung
+ 1 outil + Arrosage

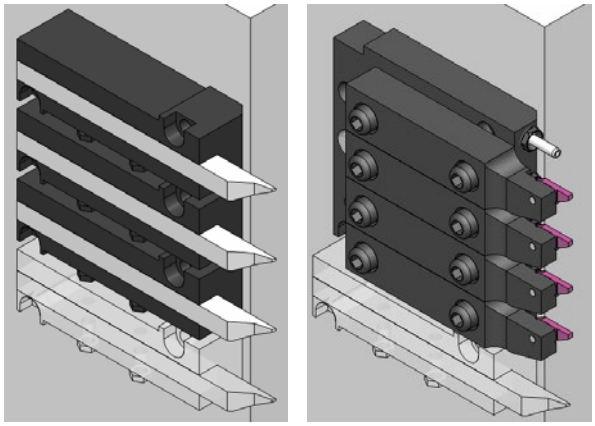

Tornos Deco 7/10

+ 4 tools + Coolant spray
+ 4 Werkzeuge + Kühlung
+ 4 outils + Arrosage

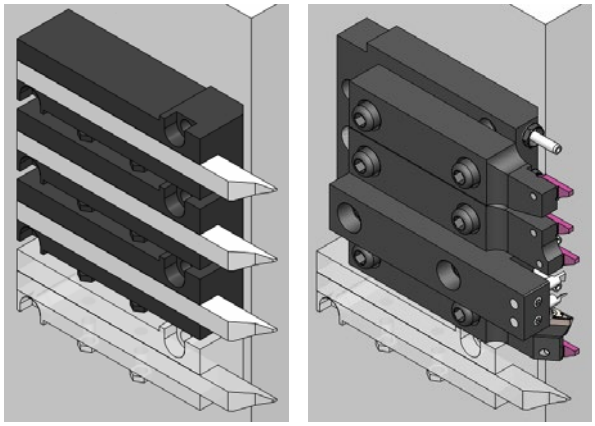

Bimu SA
cutting tools
& accessories

case postale 50
rue du Quai 10
CH-2710 Tavannes

e. info@bimu.ch
i. www.bimu.ch

t. +41 32 482 60 50
f. +41 32 482 60 59

Tornos Deco 13

+ Coolant spray
+ Kühlung
+ Arrosage

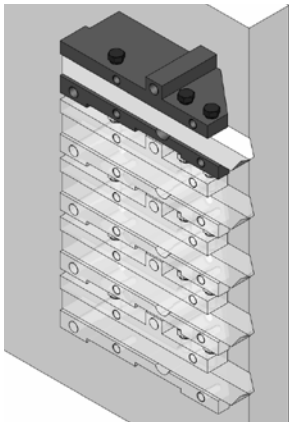

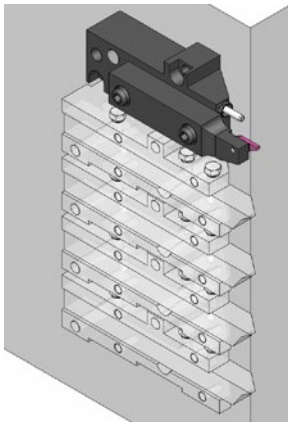

Tornos Deco 13

+ 1 tool + Coolant spray
+ 1 Werkzeug + Kühlung
+ 1 outil + Arrosage

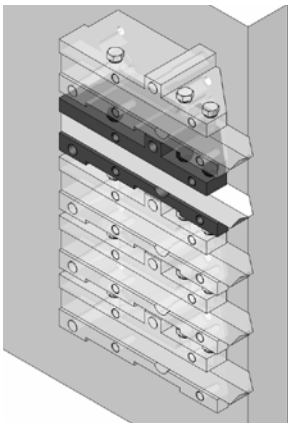

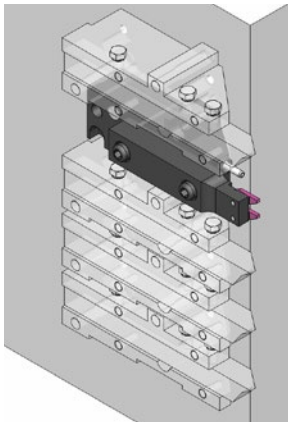

Tornos Deco 13

+ 3 tools + Coolant spray
+ 3 Werkzeuge + Kühlung
+ 3 outils + Arrosage

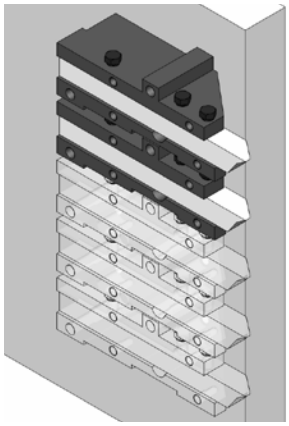

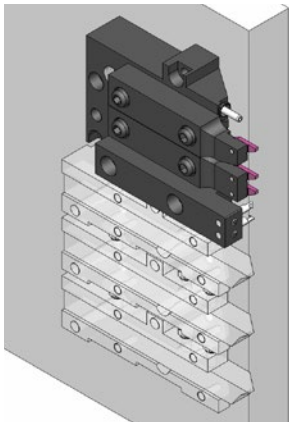

Tornos Deco 20/26

+ Coolant spray
+ Kühlung
+ Arrosage

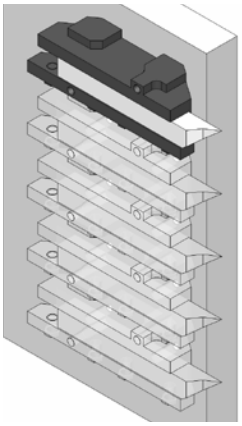

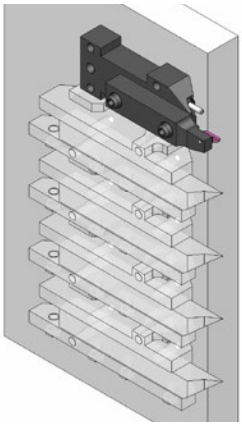

Tornos Deco 20/26

+ 1 tool + Coolant spray | for small workpieces
+ 1 Werkzeug + Kühlung | für kleine Stücke
+ 1 outil + Arrosage | pour petites pièces

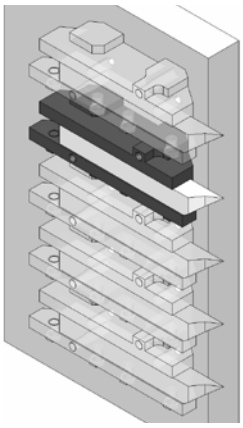

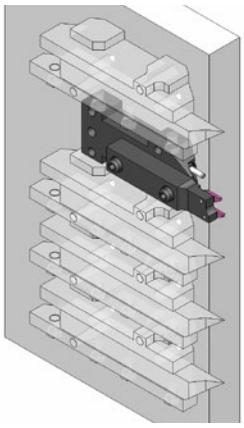

Tornos Deco 20/26

+ 1 tool
+ 1 Werkzeug
+ 1 outil

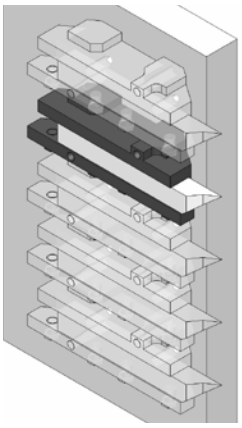

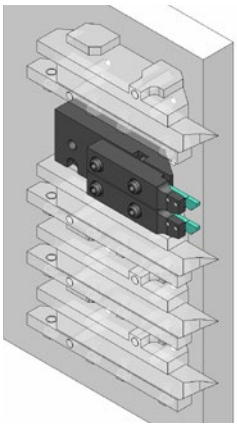

Bimu SA
cutting tools
& accessories

case postale 50
rue du Quai 10
CH-2710 Tavannes

e. info@bimu.ch
i. www.bimu.ch

t. +41 32 482 60 50
f. +41 32 482 60 59

4. Base plates | 4. Basisplatten | 4. Plaques de base

4.1 Tornos machines | 4.1 Tornos Maschinen | 4.1 Machines Tornos

015.11.101

For machine type Für Maschine Typ Pour type de machine	Tornos Deco 7 / 10		TORNOS
Integrated coolant supply Integrierte Kühlmittelzufuhr Arrosage intégré	Yes (see below) Ja (siehe unten) Oui (voir ci-dessous)	Compatible with distance between the axles Abstand zwischen den Achsen Compatible avec entraxe	38 mm 50 mm
Number of tools Anzahl Werkzeuge Nombre de positions d'outils	1	Additional tool positions per gang compared to standard plate Zusätzliche Werkzeuge pro Kamm im Vergleich mit standard Basispl. Gain de position par rapport au porte-outil d'origine	0

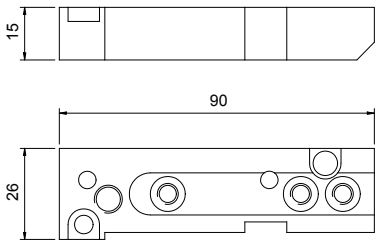

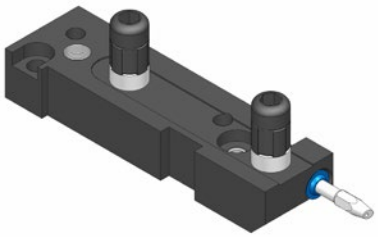

Not available
Nicht verfügbar
Pas disponible

Execution Ausführung Exécution	Quick Change	Eco Change
Article no. Artikel Nr. N° d'article	015.11.101 QC	—

Remark Bemerkung Remarque	The plate no. 015.11.101 QC is only available with spraying nozzle low pressure no. 015.81.203 Die Basisplatte Nr. 015.11.101 QC ist nur mit der Niederdruck-Düse Nr. 015.81.203 verfügbar La plaque n° 015.11.101 QC n'est disponible qu'avec la buse d'arrosage basse pression n° 015.81.203

Bimu SA
cutting tools
& accessories

case postale 50
rue du Quai 10
CH-2710 Tavannes

e. info@bimu.ch
i. www.bimu.ch

t. +41 32 482 60 50
f. +41 32 482 60 59

015.11.105

For machine type Für Maschine Typ Pour type de machine	Tornos Deco 7 / 10		TORNOS
Integrated coolant supply Integrierte Kühlmittelzufuhr Arrosage intégré	No Nein Non	Compatible with distance between the axles Abstand zwischen den Achsen Compatible avec entraxe	38 mm 50 mm
Number of tools Anzahl Werkzeuge Nombre de positions d'outils	1	Additional tool positions per gang compared to standard plate Zusätzliche Werkzeuge pro Kamm im Vergleich mit standard Basispl. Gain de position par rapport à la plaque d'origine	0

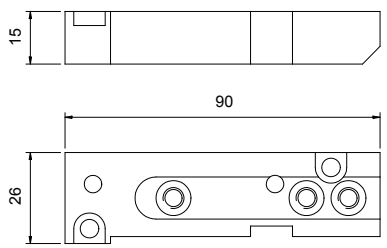

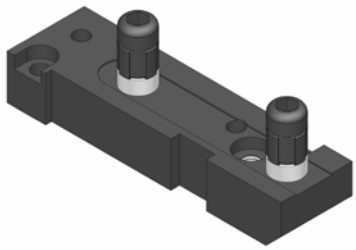

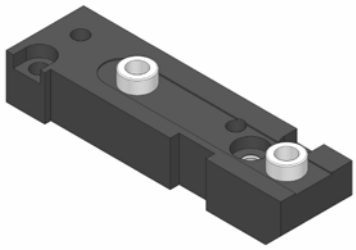

Execution Ausführung Exécution	Quick Change	Eco Change
Article no. Artikel Nr. N° d'article	015.11.105 QC	015.11.105 EC

015.11.111

For machine type Für Maschine Typ Pour type de machine	Tornos Deco 7 / 10		TORNOS
Integrated coolant supply Integrierte Kühlmittelzufuhr Arrosage intégré	Yes Ja Oui	Compatible with distance between the axles Abstand zwischen den Achsen Compatible avec entraxe	38 mm 50 mm
Number of tools Anzahl Werkzeuge Nombre de positions d'outils	4	Additional tool positions per gang compared to standard plate Zusätzliche Werkzeuge pro Kamm im Vergleich mit standard Basispl. Gain de position par rapport à la plaque d'origine	1

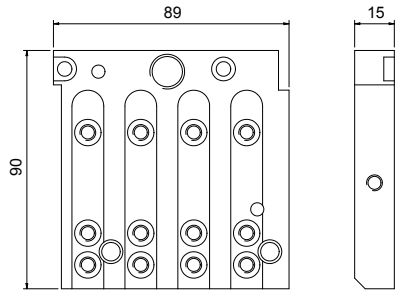





Execution Ausführung Exécution	Quick Change	Eco Change
Article no. Artikel Nr. N° d'article	015.11.111 QC	015.11.111 EC

Bimu SA
cutting tools
& accessories

case postale 50
rue du Quai 10
CH-2710 Tavannes

e. info@bimu.ch
i. www.bimu.ch

t. +41 32 482 60 50
f. +41 32 482 60 59

015.11.106

For machine type Für Maschine Typ Pour type de machine	Tornos Deco 7 / 10		TORNOS
Integrated coolant supply Integrierte Kühlmittelzufuhr Arrosage intégré	No Nein Non	Compatible with distance between the axles Abstand zwischen den Achsen Compatible avec entraxe	38 mm
Number of tools Anzahl Werkzeuge Nombre de positions d'outils	1	Additional tool positions per gang compared to standard plate Zusätzliche Werkzeuge pro Kamm im Vergleich mit standard Basispl. Gain de position par rapport à la plaque d'origine	0

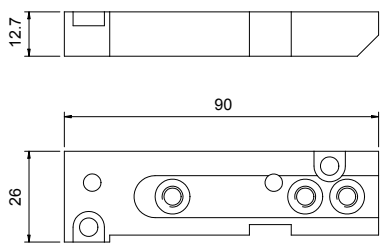

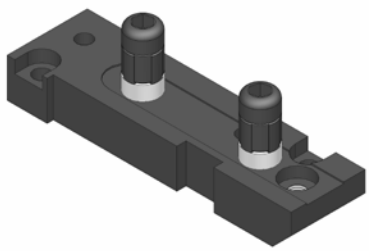

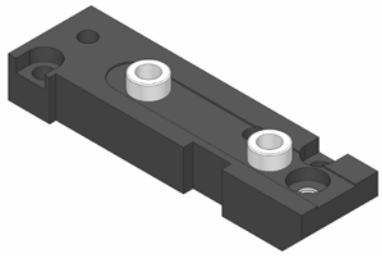

Execution Ausführung Exécution	Quick Change	Eco Change
Article no. Artikel Nr. N° d'article	015.11.106 QC	015.11.106 EC

Specific use Sonder-Anwendung Utilisation particulière	Only to be used with tool holder no. 015.11.121.38 Nur in Kombination mit dem Wendeplatten-Halter Nr. 015.11.121.38 Utilisé uniquement en combinaison avec le porte-outil n° 015.11.121.38

No need of special collet for pick-up attachment !

Abstechen ohne Abgreifzange mit Vorbau !

Pas besoin de pince de prise de pièces à nez prolongé !

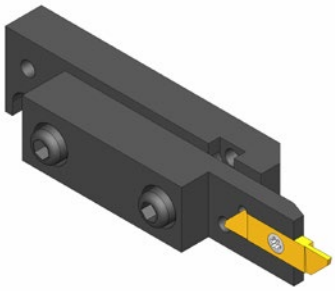

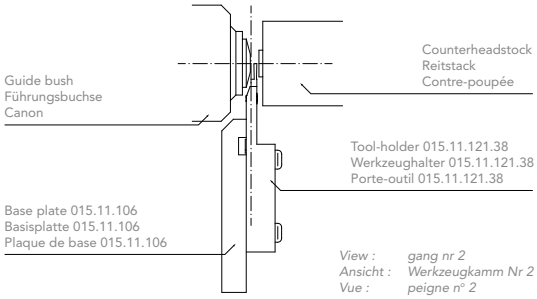

Bimu SA
cutting tools
& accessories

case postale 50
rue du Quai 10
CH-2710 Tavannes

e. info@bimu.ch
i. www.bimu.ch

t. +41 32 482 60 50
f. +41 32 482 60 59

015.12.101

For machine type Für Maschine Typ Pour type de machine	Tornos Deco 13		TORNOS
Integrated coolant supply Integrierte Kühlmittelzufuhr Arrosage intégré	Yes Ja Oui	Compatible with distance between the axles Abstand zwischen den Achsen Compatible avec entraxe	38 mm 50 mm
Number of tools Anzahl Werkzeuge Nombre de positions d'outils	1	Additional tool positions per gang compared to standard plate Zusätzliche Werkzeuge pro Kamm im Vergleich mit standard Basispl. Gain de position par rapport à la plaque d'origine	0

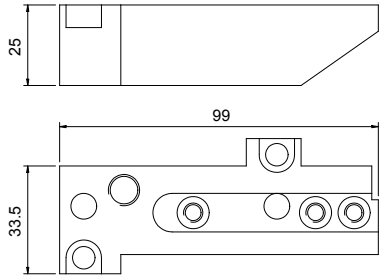

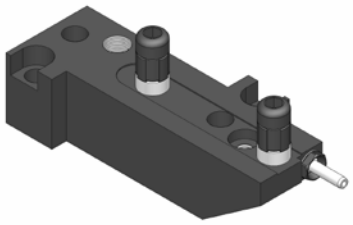

Not available
Nicht verfügbar
Pas disponible

Execution Ausführung Exécution	Quick Change	Eco Change
Article no. Artikel Nr. N° d'article	015.12.101 QC	—

015.12.105

For machine type Für Maschine Typ Pour type de machine	Tornos Deco 13		TORNOS
Integrated coolant supply Integrierte Kühlmittelzufuhr Arrosage intégré	No Nein Non	Compatible with distance between the axles Abstand zwischen den Achsen Compatible avec entraxe	38 mm 50 mm
Number of tools Anzahl Werkzeuge Nombre de positions d'outils	1	Additional tool positions per gang compared to standard plate Zusätzliche Werkzeuge pro Kamm im Vergleich mit standard Basispl. Gain de position par rapport à la plaque d'origine	0

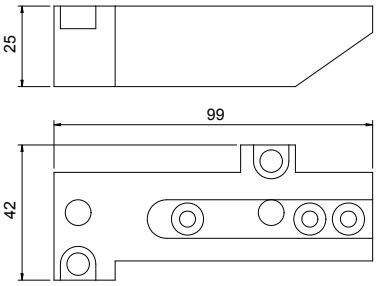

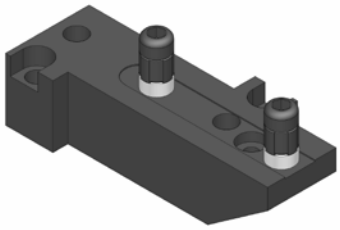

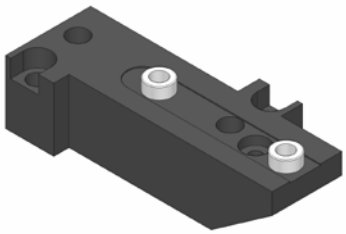

Execution Ausführung Exécution	Quick Change	Eco Change
Article no. Artikel Nr. N° d'article	015.12.105 QC	015.12.105 EC

Bimu SA
cutting tools
& accessories

case postale 50
rue du Quai 10
CH-2710 Tavannes

e. info@bimu.ch
i. www.bimu.ch

t. +41 32 482 60 50
f. +41 32 482 60 59

015.12.106

For machine type Für Maschine Typ Pour type de machine	Tornos Deco 13		TORNOS
Integrated coolant supply Integrierte Kühlmittelzufuhr Arrosage intégré	No Nein Non	Compatible with distance between the axles Abstand zwischen den Achsen Compatible avec entraxe	38 mm 50 mm
Number of tools Anzahl Werkzeuge Nombre de positions d'outils	1	Additional tool positions per gang compared to standard plate Zusätzliche Werkzeuge pro Kamm im Vergleich mit standard Basispl. Gain de position par rapport à la plaque d'origine	0

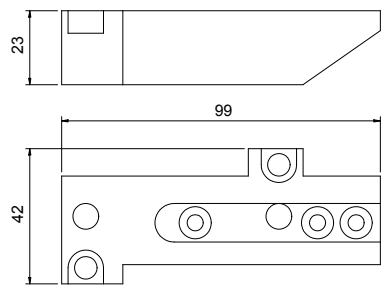

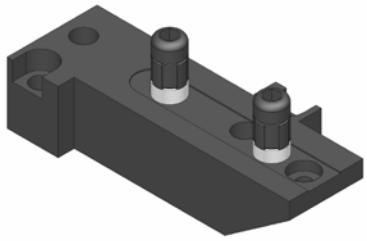

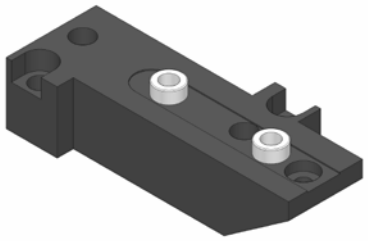

Execution Ausführung Exécution	Quick Change	Eco Change
Article no. Artikel Nr. N° d'article	015.12.106 QC	015.12.106 EC

Specific use Sonder-Anwendung Utilisation particulière	Only to be used with tool holder no. 015.11.121.38 Nur in Kombination mit dem Wendeplatten-Halter Nr. 015.11.121.38 Utilisé uniquement en combinaison avec le porte-outil n° 015.11.121.38

No need of special collet for pick-up attachment !

Abstechen ohne Abgreifzange mit Vorbau !

Pas besoin de pince de prise de pièces à nez prolongé !

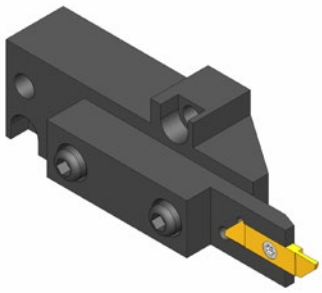

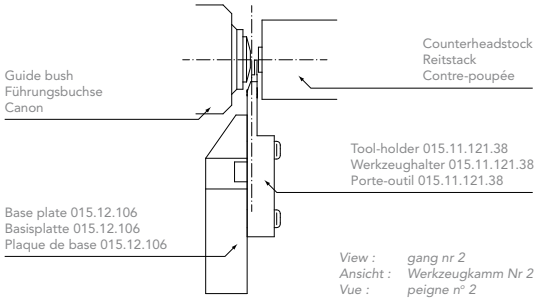

Bimu SA
cutting tools
& accessories

case postale 50
rue du Quai 10
CH-2710 Tavannes

e. info@bimu.ch
i. www.bimu.ch

t. +41 32 482 60 50
f. +41 32 482 60 59

015.12.111

For machine type Für Maschine Typ Pour type de machine	Tornos Deco 13		TORNOS
Integrated coolant supply Integrierte Kühlmittelzufuhr Arrosage intégré	Yes Ja Oui	Compatible with distance between the axles Abstand zwischen den Achsen Compatible avec entraxe	38 mm 50 mm
Number of tools Anzahl Werkzeuge Nombre de positions d'outils	3	Additional tool positions per gang compared to standard plate Zusätzliche Werkzeuge pro Kamm im Vergleich mit standard Basispl. Gain de position par rapport à la plaque d'origine	1

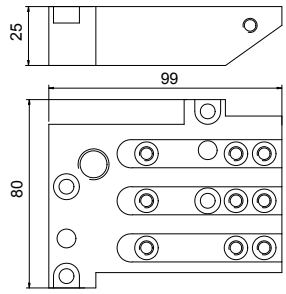

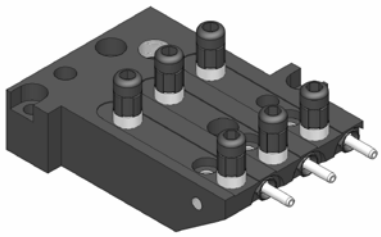



Execution Ausführung Exécution	Quick Change	Eco Change
Article no. Artikel Nr. N° d'article	015.12.111 QC	015.12.111 EC

015.13.121

For machine type Für Maschine Typ Pour type de machine	Tornos Deco 20 / 26		TORNOS
Integrated coolant supply Integrierte Kühlmittelzufuhr Arrosage intégré	Yes Ja Oui	Compatible with distance between the axles Abstand zwischen den Achsen Compatible avec entraxe	38 mm 50 mm
Number of tools Anzahl Werkzeuge Nombre de positions d'outils	1	Additional tool positions per gang compared to standard plate Zusätzliche Werkzeuge pro Kamm im Vergleich mit standard Basispl. Gain de position par rapport à la plaque d'origine	0

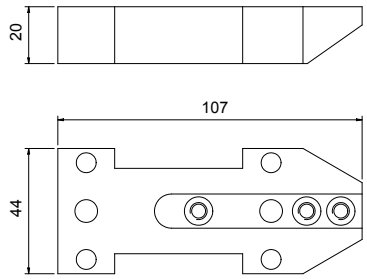

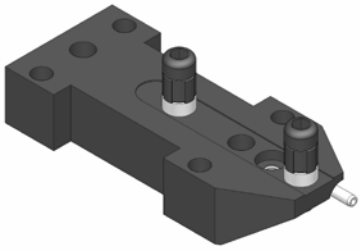

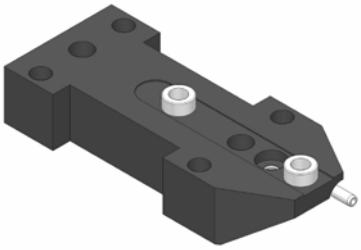

Execution Ausführung Exécution	Quick Change	Eco Change
Article no. Artikel Nr. N° d'article	015.13.121 QC	015.13.121 EC

Bimu SA
cutting tools
& accessories

case postale 50
rue du Quai 10
CH-2710 Tavannes

e. info@bimu.ch
i. www.bimu.ch

t. +41 32 482 60 50
f. +41 32 482 60 59

015.13.200

For machine type Für Maschine Typ Pour type de machine	Tornos Deco 20 / 26		TORNOS
Integrated coolant supply Integrierte Kühlmittelzufuhr Arrosage intégré	No Nein Non	Compatible with distance between the axles Abstand zwischen den Achsen Compatible avec entraxe	38 mm
Number of tools Anzahl Werkzeuge Nombre de positions d'outils	2	Additional tool positions per gang compared to standard plate Zusätzliche Werkzeuge pro Kamm im Vergleich mit standard Basispl. Gain de position par rapport à la plaque d'origine	1

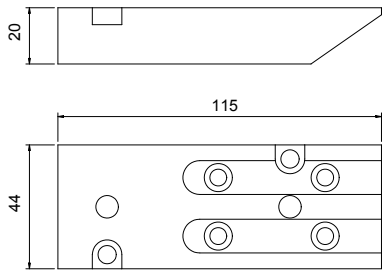

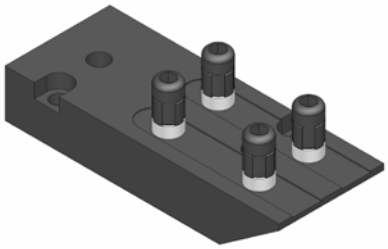

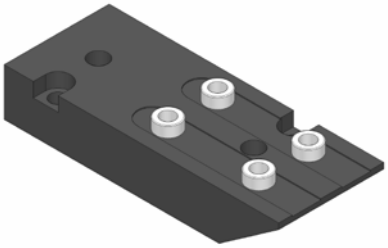

Execution Ausführung Exécution	Quick Change	Eco Change
Article no. Artikel Nr. N° d'article	015.13.200 QC	015.13.200 EC

Bimu SA
cutting tools
& accessories

case postale 50
rue du Quai 10
CH-2710 Tavannes

e. info@bimu.ch
i. www.bimu.ch

t. +41 32 482 60 50
f. +41 32 482 60 59

4.2 Star machines | 4.2 Star Maschinen | 4.2 Machines Star

015.21.140

For machine type Für Maschine Typ Pour type de machine	Star SB-16		
Integrated coolant supply Integrierte Kühlmittelzufuhr Arrosage intégré	Yes Ja Oui	Compatible with distance between the axles Abstand zwischen den Achsen Compatible avec entraxe	38 mm 50 mm
Number of tools Anzahl Werkzeuge Nombre de positions d'outils	6	Additional tool positions per gang compared to standard plate Zusätzliche Werkzeuge pro Kamm im Vergleich mit standard Basispl. Gain de position par rapport à la plaque d'origine	1

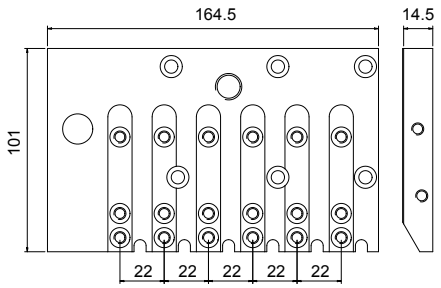





Execution Ausführung Exécution	Quick Change	Eco Change
Article no. Artikel Nr. N° d'article	015.21.140 QC	015.21.140 EC

Remark Bermerkung Remarque	For the 015.21.140 plates, the original cover of the bush holder must be replaced with the no 015.21.143 replacement cover Für die 015.21.140 Platten, muss die ursprüngliche Kappe von dem Führungsbüchse Halter durch Kappe Nr. 015.21.143 ersetz werden Pour les plaques 015.21.140, le cache du porte-canon original doit être remplacé par le cache n° 015.21.143

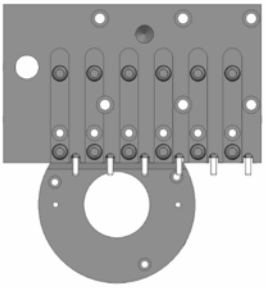

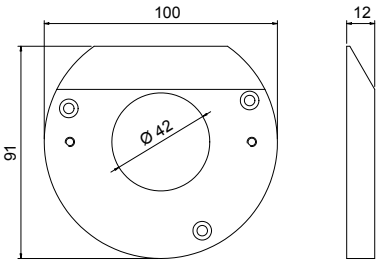

Article no. Artikel Nr. N° d'article	*015.21.143*	*(inclusive)* *(inbegriffen)* *(inclus)*

Bimu SA
cutting tools
& accessories

case postale 50
rue du Quai 10
CH-2710 Tavannes

e. info@bimu.ch
i. www.bimu.ch

t. +41 32 482 60 50
f. +41 32 482 60 59

015.21.141

For machine type Für Maschine Typ Pour type de machine	Star SB-16 E		
Integrated coolant supply Integrierte Kühlmittelzufuhr Arrosage intégré	Yes Ja Oui	Compatible with distance between the axles Abstand zwischen den Achsen Compatible avec entraxe	38 mm
Number of tools Anzahl Werkzeuge Nombre de positions d'outils	6	Additional tool positions per gang compared to standard plate Zusätzliche Werkzeuge pro Kamm im Vergleich mit standard Basispl. Gain de position par rapport à la plaque d'origine	1

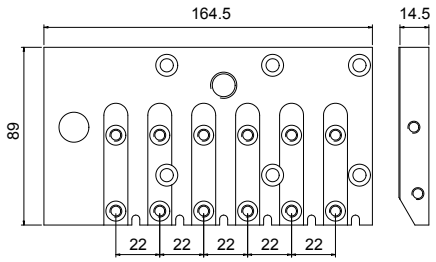





Execution Ausführung Exécution	Quick Change	Eco Change
Article no. Artikel Nr. N° d'article	015.21.141 QC	015.21.141 EC

015.21.110

For machine type Für Maschine Typ Pour type de machine	Star SR-20R		
Integrated coolant supply Integrierte Kühlmittelzufuhr Arrosage intégré	Yes Ja Oui	Compatible with distance between the axles Abstand zwischen den Achsen Compatible avec entraxe	38 mm 50 mm
Number of tools Anzahl Werkzeuge Nombre de positions d'outils	6	Additional tool positions per gang compared to standard plate Zusätzliche Werkzeuge pro Kamm im Vergleich mit standard Basispl. Gain de position par rapport à la plaque d'origine	0

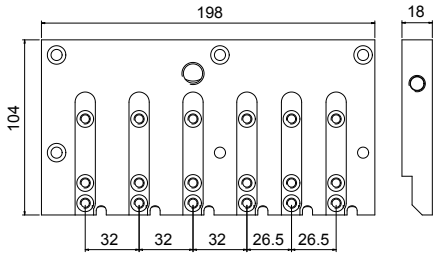





Execution Ausführung Exécution	Quick Change	Eco Change
Article no. Artikel Nr. N° d'article	015.21.110 QC	015.21.110 EC

Bimu SA
cutting tools
& accessories

case postale 50
rue du Quai 10
CH-2710 Tavannes

e. info@bimu.ch
i. www.bimu.ch

t. +41 32 482 60 50
f. +41 32 482 60 59

015.21.160

For machine type Für Maschine Typ Pour type de machine	Star SR-20R		
Integrated coolant supply Integrierte Kühlmittelzufuhr Arrosage intégré	Yes Ja Oui	Compatible with distance between the axles Abstand zwischen den Achsen Compatible avec entraxe	38 mm 50 mm
Number of tools Anzahl Werkzeuge Nombre de positions d'outils	8	Additional tool positions per gang compared to standard plate Zusätzliche Werkzeuge pro Kamm im Vergleich mit standard Basispl. Gain de position par rapport à la plaque d'origine	2

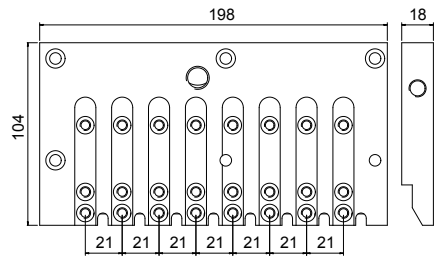





Execution Ausführung Exécution	Quick Change	Eco Change
Article no. Artikel Nr. N° d'article	015.21.160 QC	015.21.160 EC

015.21.181

For machine type Für Maschine Typ Pour type de machine	Star SR-10J		
Integrated coolant supply Integrierte Kühlmittelzufuhr Arrosage intégré	Yes Ja Oui	Compatible with distance between the axles Abstand zwischen den Achsen Compatible avec entraxe	38 mm 50 mm
Number of tools Anzahl Werkzeuge Nombre de positions d'outils	6	Additional tool positions per gang compared to standard plate Zusätzliche Werkzeuge pro Kamm im Vergleich mit standard Basispl. Gain de position par rapport à la plaque d'origine	0

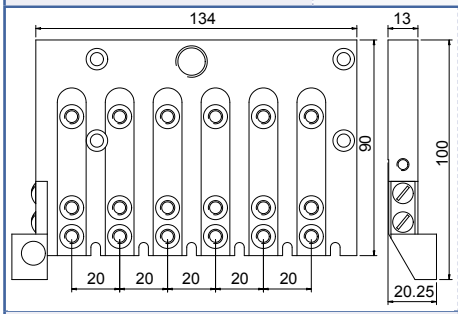





Execution Ausführung Exécution	Quick Change	Eco Change
Article no. Artikel Nr. N° d'article	015.21.181 QC	015.21.181 EC

Bimu SA
cutting tools
& accessories

case postale 50
rue du Quai 10
CH-2710 Tavannes

e. info@bimu.ch
i. www.bimu.ch

t. +41 32 482 60 50
f. +41 32 482 60 59

4.3 Maier machines | 4.3 Maier Maschinen | 4.3 Machines Maier

015.28.140

For machine type Für Maschine Typ Pour type de machine	Maier ML 20 CII		
Integrated coolant supply Integrierte Kühlmittelzufuhr Arrosage intégré	Yes Ja Oui	Compatible with distance between the axles Abstand zwischen den Achsen Compatible avec entraxe	38 mm
Number of tools Anzahl Werkzeuge Nombre de positions d'outils	6	Additional tool positions per gang compared to standard plate Zusätzliche Werkzeuge pro Kamm im Vergleich mit standard Basispl. Gain de position par rapport à la plaque d'origine	0

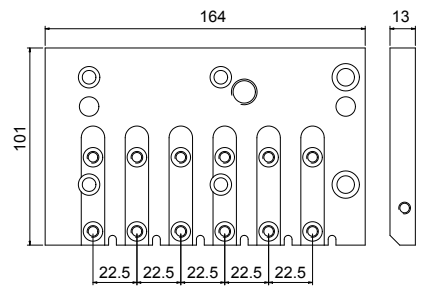





Execution Ausführung Exécution	Quick Change	Eco Change
Article no. Artikel Nr. N° d'article	015.28.140 QC	015.28.140 EC

015.28.150

For machine type Für Maschine Typ Pour type de machine	Maier ML 20 FII		
Integrated coolant supply Integrierte Kühlmittelzufuhr Arrosage intégré	Yes Ja Oui	Compatible with distance between the axles Abstand zwischen den Achsen Compatible avec entraxe	38 mm
Number of tools Anzahl Werkzeuge Nombre de positions d'outils	5	Additional tool positions per gang compared to standard plate Zusätzliche Werkzeuge pro Kamm im Vergleich mit standard Basispl. Gain de position par rapport à la plaque d'origine	0

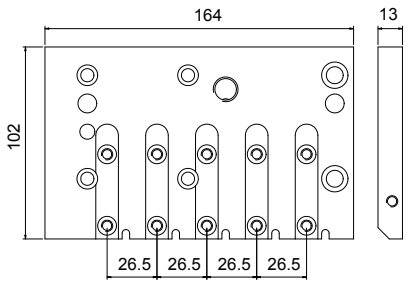

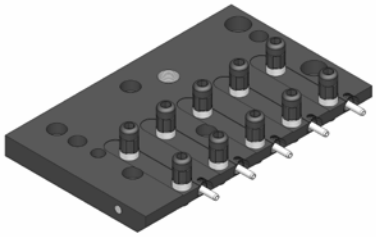



Execution Ausführung Exécution	Quick Change	Eco Change
Article no. Artikel Nr. N° d'article	015.28.150 QC	015.28.150 EC

Bimu SA
cutting tools
& accessories

case postale 50
rue du Quai 10
CH-2710 Tavannes

e. info@bimu.ch
i. www.bimu.ch

t. +41 32 482 60 50
f. +41 32 482 60 59

015.28.160

For machine type Für Maschine Typ Pour type de machine	Maier ML-125		
Integrated coolant supply Integrierte Kühlmittelzufuhr Arrosage intégré	No Nein Non	Compatible with distance between the axles Abstand zwischen den Achsen Compatible avec entraxe	38 mm
Number of tools Anzahl Werkzeuge Nombre de positions d'outils	9	Additional tool positions per gang compared to standard plate Zusätzliche Werkzeuge pro Kamm im Vergleich mit standard Basispl. Gain de position par rapport à la plaque d'origine	0

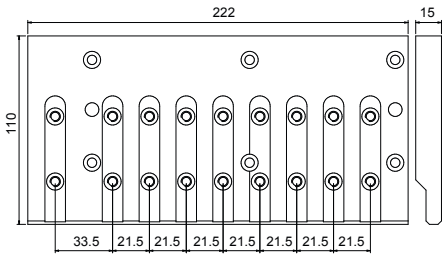

Not available
Nicht verfügbar
Pas disponible

Execution Ausführung Exécution	Quick Change	Eco Change
Article no. Artikel Nr. N° d'article	—	015.28.160 EC

015.28.170

For machine type Für Maschine Typ Pour type de machine	Maier MLK-36 HYBRYD		
Integrated coolant supply Integrierte Kühlmittelzufuhr Arrosage intégré	Yes Ja Oui	Compatible with distance between the axles Abstand zwischen den Achsen Compatible avec entraxe	38 mm
Number of tools Anzahl Werkzeuge Nombre de positions d'outils	5	Additional tool positions per gang compared to standard plate Zusätzliche Werkzeuge pro Kamm im Vergleich mit standard Basispl. Gain de position par rapport à la plaque d'origine	0

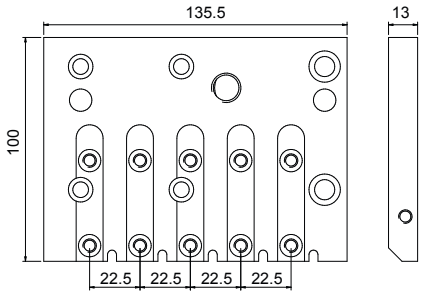

Not available
Nicht verfügbar
Pas disponible

Execution Ausführung Exécution	Quick Change	Eco Change
Article no. Artikel Nr. N° d'article	—	015.28.170 EC

Bimu SA
cutting tools
& accessories

case postale 50
rue du Quai 10
CH-2710 Tavannes

e. info@bimu.ch
i. www.bimu.ch

t. +41 32 482 60 50
f. +41 32 482 60 59

4.4 Hanwha machines | 4.4 Hanwha Maschinen | 4.3 Machines Hanwha

015.40.100

For machine type Für Maschine Typ Pour type de machine	Hanwha SL12 / XP12 / XP16		Hanwha
Integrated coolant supply Integrierte Kühlmittelzufuhr Arrosage intégré	Yes Ja Oui	Compatible with distance between the axles Abstand zwischen den Achsen Compatible avec entraxe	38 mm
Number of tools Anzahl Werkzeuge Nombre de positions d'outils	6	Additional tool positions per gang compared to standard plate Zusätzliche Werkzeuge pro Kamm im Vergleich mit standard Basispl. Gain de position par rapport à la plaque d'origine	0

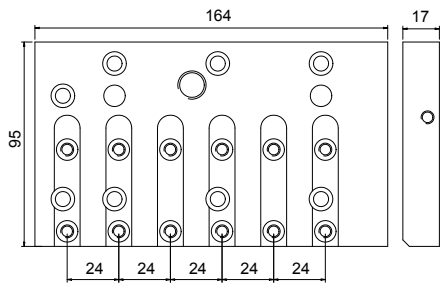





Execution Ausführung Exécution	Quick Change	Eco Change
Article no. Artikel Nr. N° d'article	015.40.100 QC	015.40.100 EC

015.40.260

For machine type Für Maschine Typ Pour type de machine	Hanwha XD26II		Hanwha
Integrated coolant supply Integrierte Kühlmittelzufuhr Arrosage intégré	No Nein Non	Compatible with distance between the axles Abstand zwischen den Achsen Compatible avec entraxe	38 mm
Number of tools Anzahl Werkzeuge Nombre de positions d'outils	5	Additional tool positions per gang compared to standard plate Zusätzliche Werkzeuge pro Kamm im Vergleich mit standard Basispl. Gain de position par rapport à la plaque d'origine	0

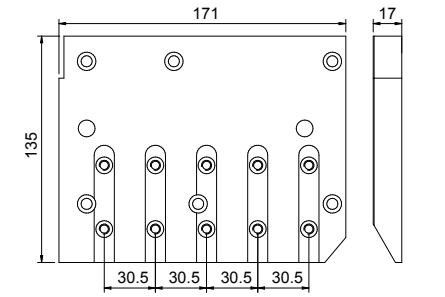

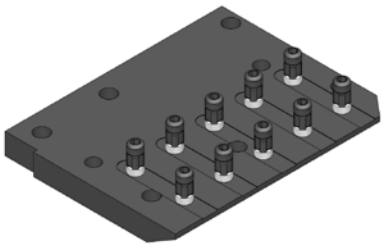



Execution Ausführung Exécution	Quick Change	Eco Change
Article no. Artikel Nr. N° d'article	015.40.260 QC	015.40.260 EC

Bimu SA
cutting tools
& accessories

case postale 50
rue du Quai 10
CH-2710 Tavannes

e. info@bimu.ch
i. www.bimu.ch

t. +41 32 482 60 50
f. +41 32 482 60 59

4.5 Citizen machines | 4.5 Citizen Maschinen | 4.5 Machines Citizen

015.31.400

For machine type Für Maschine Typ Pour type de machine	Citizen $M_4$16		Citizen
Integrated coolant supply Integrierte Kühlmittelzufuhr Arrosage intégré	Yes Ja Oui	Compatible with distance between the axles Abstand zwischen den Achsen Compatible avec entraxe	38 mm
Number of tools Anzahl Werkzeuge Nombre de positions d'outils	5	Additional tool positions per gang compared to standard plate Zusätzliche Werkzeuge pro Kamm im Vergleich mit standard Basispl. Gain de position par rapport à la plaque d'origine	0

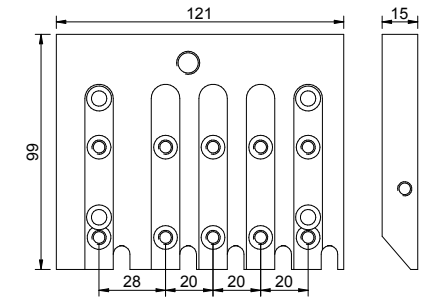

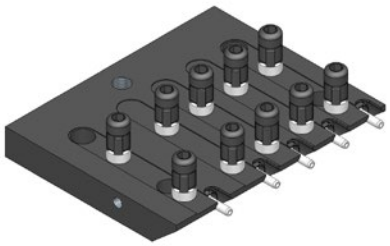



Execution Ausführung Exécution	Quick Change	Eco Change
Article no. Artikel Nr. N° d'article	015.31.400 QC	015.31.400 EC

015.31.412

For machine type Für Maschine Typ Pour type de machine	Citizen L12 VII/X		Citizen
Integrated coolant supply Integrierte Kühlmittelzufuhr Arrosage intégré	Yes Ja Oui	Compatible with distance between the axles Abstand zwischen den Achsen Compatible avec entraxe	50 mm
Number of tools Anzahl Werkzeuge Nombre de positions d'outils	6	Additional tool positions per gang compared to standard plate Zusätzliche Werkzeuge pro Kamm im Vergleich mit standard Basispl. Gain de position par rapport à la plaque d'origine	0

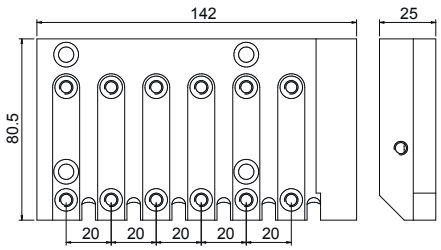

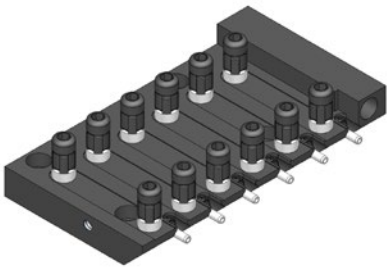



Execution Ausführung Exécution	Quick Change	Eco Change
Article no. Artikel Nr. N° d'article	015.31.412 QC	015.31.412 EC

Bimu SA
cutting tools
& accessories

case postale 50
rue du Quai 10
CH-2710 Tavannes

e. info@bimu.ch
i. www.bimu.ch

t. +41 32 482 60 50
f. +41 32 482 60 59

015.31.420

For machine type Für Maschine Typ Pour type de machine	Citizen $L_2$20-VIII/X/XII		Citizen
Integrated coolant supply Integrierte Kühlmittelzufuhr Arrosage intégré	Yes Ja Oui	Compatible with distance between the axles Abstand zwischen den Achsen Compatible avec entraxe	38 mm
Number of tools Anzahl Werkzeuge Nombre de positions d'outils	5	Additional tool positions per gang compared to standard plate Zusätzliche Werkzeuge pro Kamm im Vergleich mit standard Basispl. Gain de position par rapport à la plaque d'origine	0

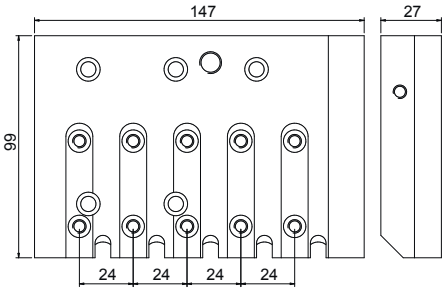

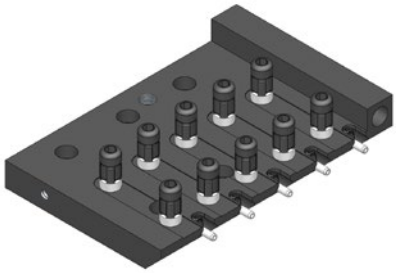



Execution Ausführung Exécution	Quick Change	Eco Change
Article no. Artikel Nr. N° d'article	015.31.420 QC	015.31.420 EC

Bimu SA
cutting tools
& accessories

case postale 50
rue du Quai 10
CH-2710 Tavannes

e. info@bimu.ch
i. www.bimu.ch

t. +41 32 482 60 50
f. +41 32 482 60 59

5. Tool holders

5. Stahlhalter

5. Porte-outils

5.1 Distance between the axles 50 mm

5.1 Achsabstand 50 mm

5.1 Entraxe 50 mm

015.11.203 | 50 mm |	Tool holder 400R Werkzeughalter 400R Porte-outil 400R	For tools Für Werkzeuge Pour outils	Article no. Artikel Nr. N° Article
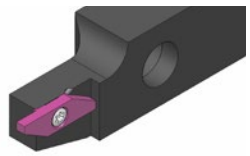	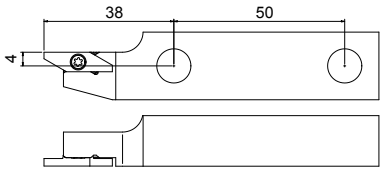	Inserts 400R Wendeplatten 400R Plaquettes 400R	015.11.203

015.11.203.11 | 50 mm |	Tool holder 400R + 421R/422R Werkzeughalter 400R + 421R/422R Porte-outil 400R + 421R/422R	For tools Für Werkzeuge Pour outils	Article no. Artikel Nr. N° Article
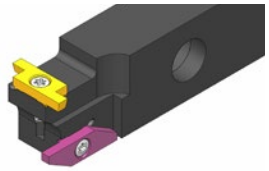	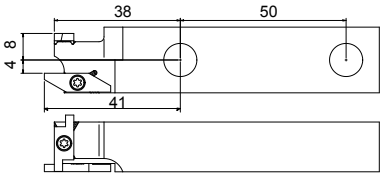	Inserts 400R + 421R Wendeplatten 400R + 421R Plaquettes 400R + 421R	015.11.203.11
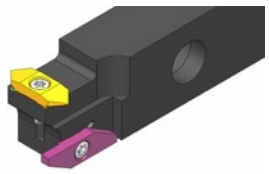	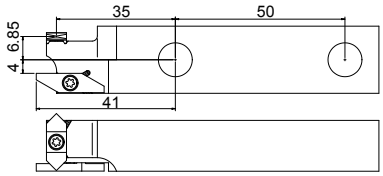	Inserts 400R + 422R Wendeplatten 400R + 422R Plaquettes 400R + 422R	

015.11.203.22 | 50 mm |	Tool holder 2x 400R aligned Werkzeughalter 2x 400R ausgerichtet Porte-outil 2x 400R aligné	For tools Für Werkzeuge Pour outils	Article no. Artikel Nr. N° Article
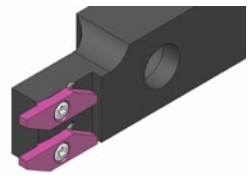	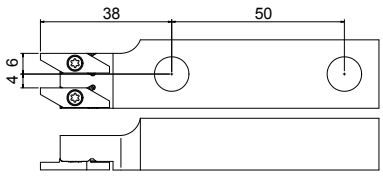	Inserts 400R Wendeplatten 400R Plaquettes 400R	015.11.203.22

015.11.203.33 | 50 mm |	Tool holder 2x 400R Werkzeughalter 2x 400R Porte-outil 2x 400R	For tools Für Werkzeuge Pour outils	Article no. Artikel Nr. N° Article
	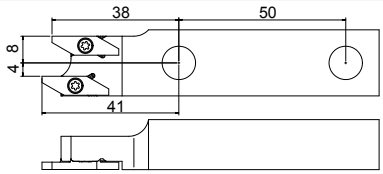	Inserts 400R Wendeplatten 400R Plaquettes 400R	015.11.203.33

015.11.203.44 | 50 mm |	Tool holder 400R + VPGT FR Werkzeughalter 400R + VPGT FR Porte-outil 400R + VPGT FR	For tools Für Werkzeuge Pour outils	Article no. Artikel Nr. N° Article
	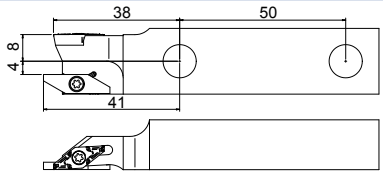	Inserts 400R + VPGT FR Wendeplatten 400R + VPGT FR Plaquettes 400R + VPGT FR	015.11.203.44

Bimu SA
cutting tools
& accessories

case postale 50
rue du Quai 10
CH-2710 Tavannes

e. info@bimu.ch
i. www.bimu.ch

t. +41 32 482 60 50
f. +41 32 482 60 59

015.11.203.55 | 50 mm |	Tool holder 400R + DC..07 Werkzeughalter 400R + DC..07 Porte-outil 400R + DC..07	For tools Für Werkzeuge Pour outils	Article no. Artikel Nr. N° Article
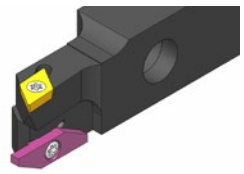	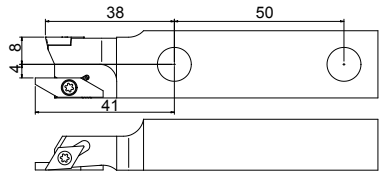	Inserts 400R + ISO DC..07 Wendeplatten 400R + ISO DC..07 Plaquettes 400R + ISO DC..07	015.11.203.55

015.11.203.66 | 50 mm |	Tool holder 400R + VC..11 Werkzeughalter 400R + VC..11 Porte-outil 400R + VC..11	For tools Für Werkzeuge Pour outils	Article no. Artikel Nr. N° Article
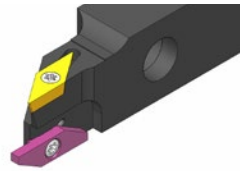	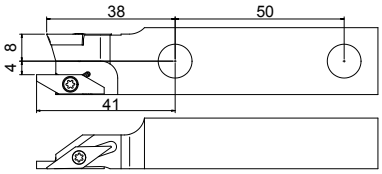	Inserts 400R + ISO VC..11 Wendeplatten 400R + ISO VC..11 Plaquettes 400R + ISO VC..11	015.11.203.66

015.11.204 | 50 mm |	Tool holder VPGT FR Werkzeughalter VPGT FR Porte-outil VPGT FR	For tools Für Werkzeuge Pour outils	Article no. Artikel Nr. N° Article
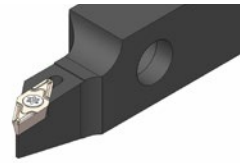	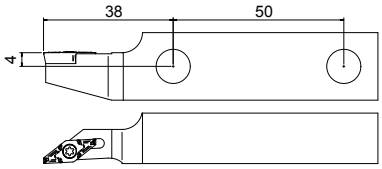	Inserts VPGT FR Wendeplatten VPGT FR Plaquettes VPGT FR	015.11.204

015.11.205 | 50 mm |	Tool holder 800R Werkzeughalter 800R Porte-outil 800R	For tools Für Werkzeuge Pour outils	Article no. Artikel Nr. N° Article
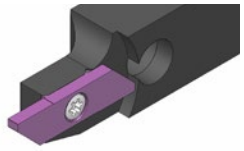	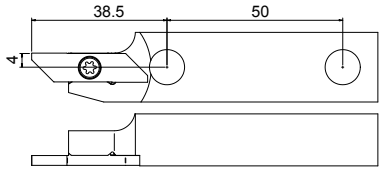	Cutting inserts 800R Abstechplatten 800R Plaquettes de tronçonnage 800R	015.11.205

015.11.206 | 50 mm |	Tool holder 040R Werkzeughalter 040R Porte-outil 040R	For tools Für Werkzeuge Pour outils	Article no. Artikel Nr. N° Article
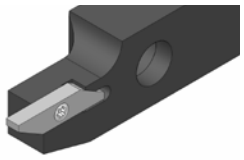	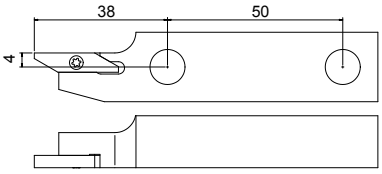	Inserts 040R Wendeplatten 040R Plaquettes 040R	015.11.206

015.11.206.11 | 50 mm |	Tool holder 2x 040R Werkzeughalter 2x 040R Porte-outil 2x 040R	For tools Für Werkzeuge Pour outils	Article no. Artikel Nr. N° Article
	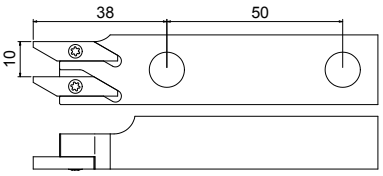	Inserts 040R Wendeplatten 040R Plaquettes 040R	015.11.206.11

Bimu SA
cutting tools
& accessories

case postale 50
rue du Quai 10
CH-2710 Tavannes

e. info@bimu.ch
i. www.bimu.ch

t. +41 32 482 60 50
f. +41 32 482 60 59

015.11.209 | 50 mm |	Tool holder Iscar Werkzeughalter Iscar Porte-outil Iscar	For tools Für Werkzeuge Pour outils	Article no. Artikel Nr. N° Article
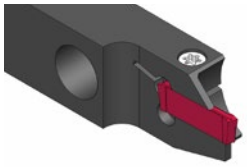	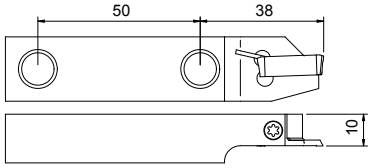	Inserts DGR/L Wendeplatten DGR/L Plaquettes DGR/L	015.11.209

015.11.210 | 50 mm |	Tool holder Iscar Werkzeughalter Iscar Porte-outil Iscar	For tools Für Werkzeuge Pour outils	Article no. Artikel Nr. N° Article
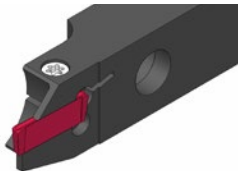	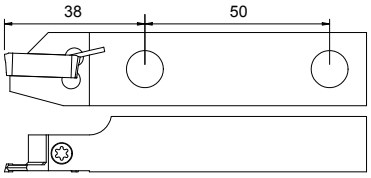	Inserts DGR/L Wendeplatten DGR/L Plaquettes DGR/L	015.11.210

015.11.211 | 50 mm |	Tool holder 800R Werkzeughalter 800R Porte-outil 800R	For tools Für Werkzeuge Pour outils	Article no. Artikel Nr. N° Article
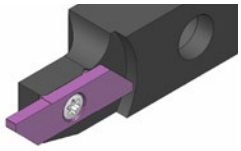	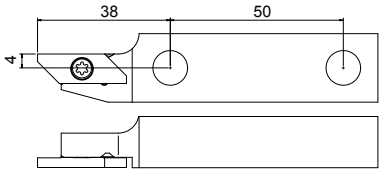	Turning inserts 800R Drehplatten 800R Plaquettes de tournage 800R	015.11.211

015.11.221 | 50 mm |	Tool holder DC...0702 Werkzeughalter DC...0702 Porte-outil DC...0702	For tools Für Werkzeuge Pour outils	Article no. Artikel Nr. N° Article
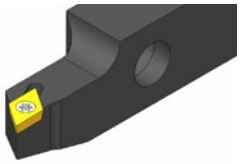	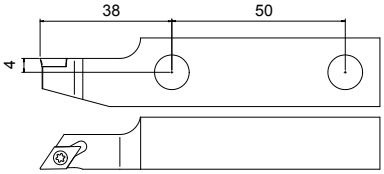	Inserts ISO DC..0702 Wendeplatten ISO DC..0702 Plaquettes ISO DC..0702	015.11.221

015.11.222 | 50 mm |	Tool holder DC...11T3 Werkzeughalter DC...11T3 Porte-outil DC...11T3	For tools Für Werkzeuge Pour outils	Article no. Artikel Nr. N° Article
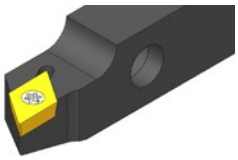	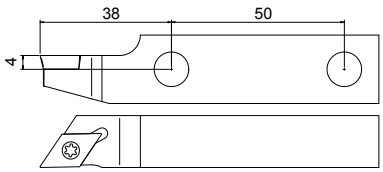	Inserts ISO DC..11T3 Wendeplatten ISO DC..11T3 Plaquettes ISO DC..11T3	015.11.222

015.11.223 | 50 mm |	Tool holder VC...1103 Werkzeughalter VC...1103 Porte-outil VC...1103	For tools Für Werkzeuge Pour outils	Article no. Artikel Nr. N° Article
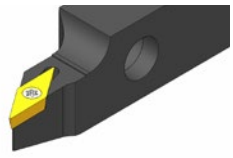	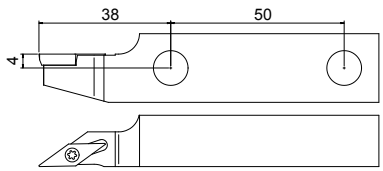	Inserts ISO VC..1103 Wendeplatten ISO VC..1103 Plaquettes ISO VC..1103	015.11.223

Bimu SA
cutting tools
& accessories

case postale 50
rue du Quai 10
CH-2710 Tavannes

e. info@bimu.ch
i. www.bimu.ch

t. +41 32 482 60 50
f. +41 32 482 60 59

015.11.224 | 50 mm |	Tool holder VB...1103 Werkzeughalter VB...1103 Porte-outil VB...1103	For tools Für Werkzeuge Pour outils	Article no. Artikel Nr. N° Article
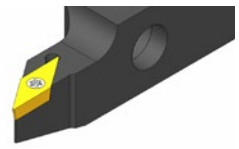	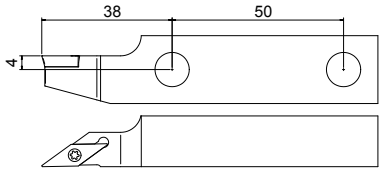	Inserts ISO VB..1103 Wendeplatten ISO VB..1103 Plaquettes ISO VB..1103	015.11.224

015.11.225 | 50 mm |	Tool holder DC...11T3 (neutral) Werkzeughalter DC...11T3 (neutral) Porte-outil DC...11T3 (neutre)	For tools Für Werkzeuge Pour outils	Article no. Artikel Nr. N° Article
	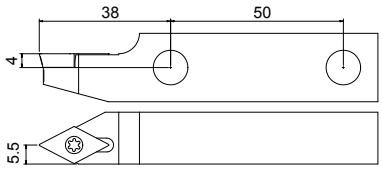	Inserts ISO DC..11T3 (neutral) Wendeplatten ISO DC..11T3 (neutral) Plaquettes ISO DC..11T3 (neutre)	015.11.225

015.11.226 | 50 mm |	Threading tool holder 11ER Gewindestrehlen Werkzeughalter 11ER Porte-outil de filetage 11ER	For tools Für Werkzeuge Pour outils	Article no. Artikel Nr. N° Article
	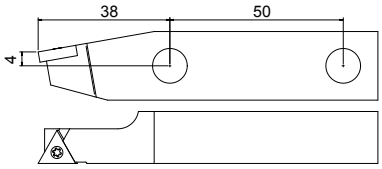	Inserts ISO 11ER Wendeplatten ISO 11ER Plaquettes ISO 11ER	015.11.226

015.11.227 | 50 mm |	Threading tool holder 16ER Gewindestrehlen Werkzeughalter 16ER Porte-outil de filetage 16ER	For tools Für Werkzeuge Pour outils	Article no. Artikel Nr. N° Article
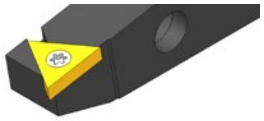	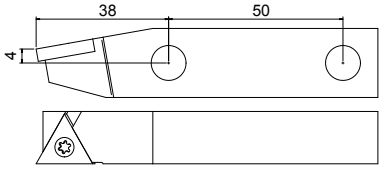	Inserts ISO 16ER Wendeplatten ISO 16ER Plaquettes ISO 16ER	015.11.227

015.11.228 | 50 mm |	Tool holder VC...1303 (neutral) Werkzeughalter VC...1303 (neutral) Porte-outil VC...1303 (neutre)	For tools Für Werkzeuge Pour outils	Article no. Artikel Nr. N° Article
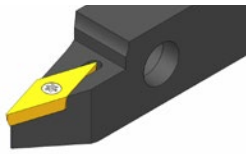	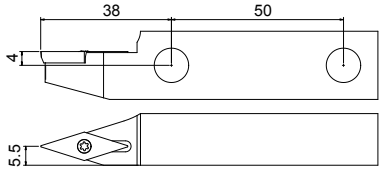	Inserts ISO VC...1303 Wendeplatten ISO VC..1303 Plaquettes ISO VC..1303	015.11.228

015.11.229 | 50 mm |	Tool holder DCGX (93°) Werkzeughalter DCGX (93°) Porte-outil DCGX (93°)	For tools Für Werkzeuge Pour outils	Article no. Artikel Nr. N° Article
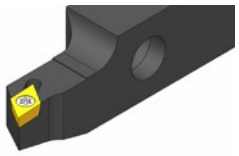	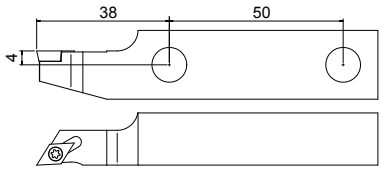	Inserts ISO DCGX (93°) Wendeplatten ISO DCGX (93°) Plaquettes ISO DCGX (93°)	015.11.229

Bimu SA
cutting tools
& accessories

case postale 50
rue du Quai 10
CH-2710 Tavannes

e. info@bimu.ch
i. www.bimu.ch

t. +41 32 482 60 50
f. +41 32 482 60 59

015.11.243 | 50 mm |	Tool holder VC...1103 (neutral) Werkzeughalter VC...1103 (neutral) Porte-outil VC...1103 (neutre)	For tools Für Werkzeuge Pour outils	Article no. Artikel Nr. N° Article
	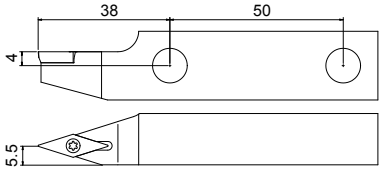	Inserts ISO VC..1103 Wendeplatten ISO VC..1103 Plaquettes ISO VC..1103	015.11.243

015.11.303 | 50 mm |	Tool holder 400R (Esco) Werkzeughalter 400R (Esco) Porte-outil 400R (Esco)	For tools Für Werkzeuge Pour outils	Article no. Artikel Nr. N° Article
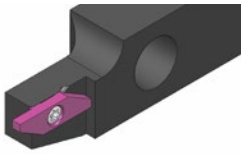	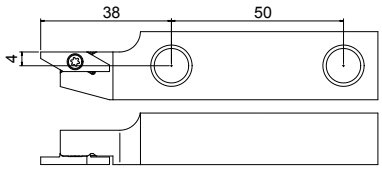	Inserts 400R Wendeplatten 400R Plaquettes 400R	015.11.303

015.11.304 | 50 mm |	Tool holder VPGT FR (Esco) Werkzeughalter VPGT FR (Esco) Porte-outil VPGT FR (Esco)	For tools Für Werkzeuge Pour outils	Article no. Artikel Nr. N° Article
	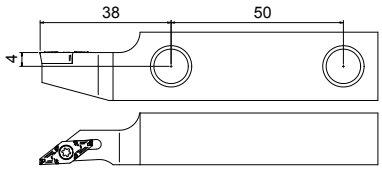	Inserts VPGT FR Wendeplatten VPGT FR Plaquettes VPGT FR	015.11.304

015.11.305 | 50 mm |	Tool holder 400L Werkzeughalter 400L Porte-outil 400L	For tools Für Werkzeuge Pour outils	Article no. Artikel Nr. N° Article
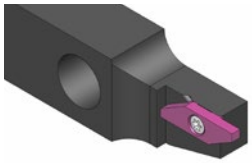	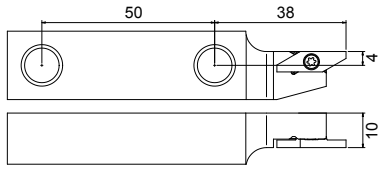	Inserts 400L Wendeplatten 400L Plaquettes 400L	015.11.305

015.11.306 | 50 mm |	Tool holder 040L Werkzeughalter 040L Porte-outil 040L	For tools Für Werkzeuge Pour outils	Article no. Artikel Nr. N° Article
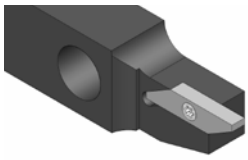	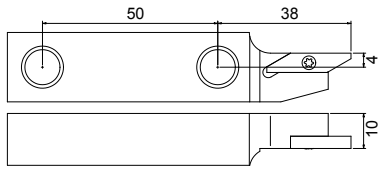	Inserts 040L Wendeplatten 040L Plaquettes 040L	015.11.306

015.11.307 | 50 mm |	Tool holder VPGT FL Werkzeughalter VPGT FL Porte-outil VPGT FL	For tools Für Werkzeuge Pour outils	Article no. Artikel Nr. N° Article
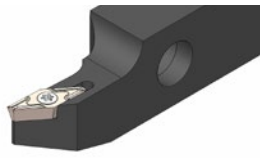	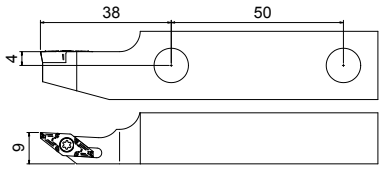	Inserts VPGT FL Wendeplatten VPGT FL Plaquettes VPGT FL	015.11.307

Bimu SA
cutting tools
& accessories

case postale 50
rue du Quai 10
CH-2710 Tavannes

e. info@bimu.ch
i. www.bimu.ch

t. +41 32 482 60 50
f. +41 32 482 60 59

015.11.308 | 50 mm |	Tool holder VC..1103 Werkzeughalter VC..1103 Porte-outil VC..1103	For tools Für Werkzeuge Pour outils	Article no. Artikel Nr. N° Article
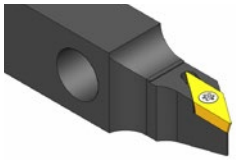	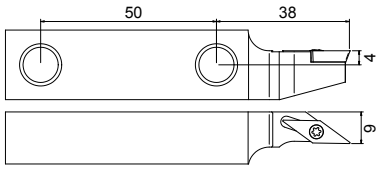	Inserts VC..1103 Wendeplatten VC..1103 Plaquettes VC..1103	015.11.308

015.11.309 | 50 mm |	Tool holder VB...1103 Werkzeughalter VB...1103 Porte-outil VB...1103	For tools Für Werkzeuge Pour outils	Article no. Artikel Nr. N° Article
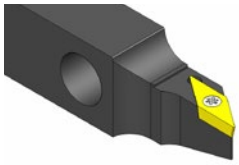	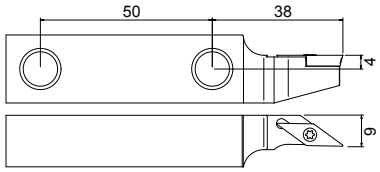	Inserts ISO VB..1103 Wendeplatten ISO VB..1103 Plaquettes ISO VB..1103	015.11.309

015.11.321 | 50 mm |	Tool holder DC..0702 (Esco) Werkzeughalter DC..0702 (Esco) Porte-outil DC..0702 (Esco)	For tools Für Werkzeuge Pour outils	Article no. Artikel Nr. N° Article
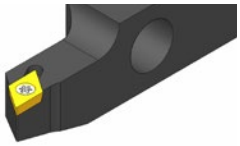	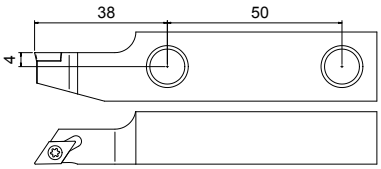	Inserts ISO DC..0702 (Esco) Wendeplatten ISO DC..0702 (Esco) Plaquettes ISO DC..0702 (Esco)	015.11.321

015.11.323 | 50 mm |	Tool holder VC..1103 (Esco) Werkzeughalter VC..1103 (Esco) Porte-outil VC..1103 (Esco)	For tools Für Werkzeuge Pour outils	Article no. Artikel Nr. N° Article
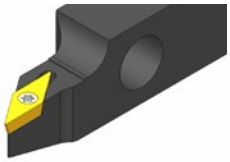	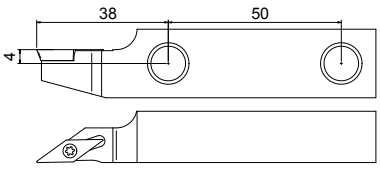	Inserts ISO VC..1103 (Esco) Wendeplatten ISO VC..1103 (Esco) Plaquettes ISO VC..1103 (Esco)	015.11.323

015.11.324 | 50 mm |	Tool holder CC..09T3 Werkzeughalter CC..09T3 Porte-outil CC..09T3	For tools Für Werkzeuge Pour outils	Article no. Artikel Nr. N° Article
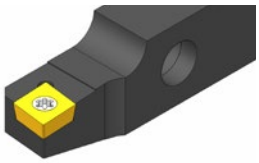	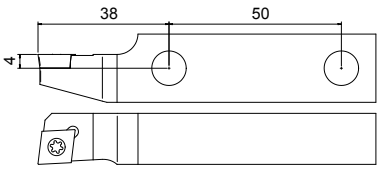	Inserts ISO CC..09T3 Wendeplatten ISO CC..09T3 Plaquettes ISO CC..09T3	015.11.324

Bimu SA
cutting tools
& accessories

case postale 50
rue du Quai 10
CH-2710 Tavannes

e. info@bimu.ch
i. www.bimu.ch

t. +41 32 482 60 50
f. +41 32 482 60 59

015.11.730.x | 50 mm |	Axial holder Axial Halter Support axial	For tools Für Werkzeuge Pour outils	Article no. Artikel Nr. N° Article
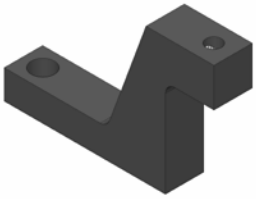	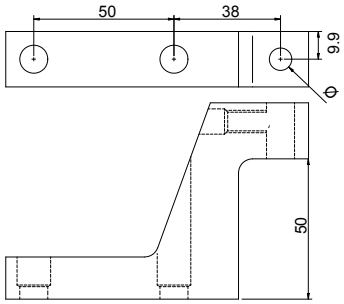	Shaft tools Schaftwerkzeuge Outils à queue	
		Ø 8 mm	015.11.730.08
		Ø 10 mm	015.11.730.10

Bimu SA
cutting tools
& accessories

case postale 50
rue du Quai 10
CH-2710 Tavannes

e. info@bimu.ch
i. www.bimu.ch

t. +41 32 482 60 50
f. +41 32 482 60 59

015.11.740.x | 50 mm |	Centering tool holder Zentrier-Halter Porte-centreur	For tools Für Werkzeuge Pour outils	Article no. Artikel Nr. N° Article
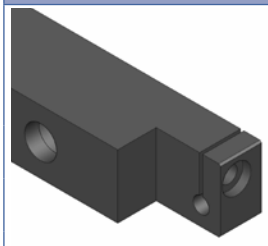	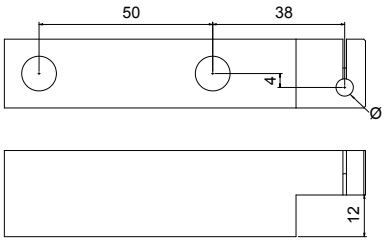	Shaft tools Schaftwerkzeuge Outils à queue	
		Ø 4 mm	015.11.740.04
		Ø 5 mm	015.11.740.05
		Ø 6 mm	015.11.740.06

015.11.740.xx | 50 mm |	Double centering tool holder Doppel-Zentrier-Halter Porte-centreur double	For tools Für Werkzeuge Pour outils	Article no. Artikel Nr. N° Article
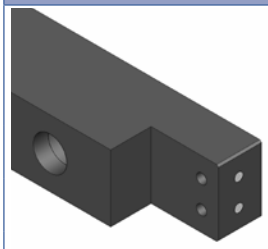	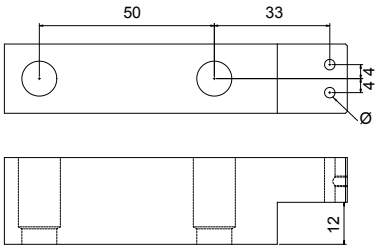	Shaft tools Schaftwerkzeuge Outils à queue	
		2 x Ø 2 mm	015.11.740.22
		2 x Ø 3 mm	015.11.740.33
		2 x Ø 4 mm	015.11.740.44

015.11.840 | 50 mm |	Universal tool holder 10 x 10 mm Universal-Werkzeughalter 10 x 10 mm Porte-outil universel 10 x 10 mm	For tools Für Werkzeuge Pour outils	Article no. Artikel Nr. N° Article
	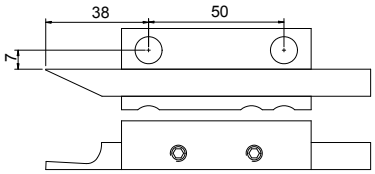	All 10 x 10 mm section tool holders Alle Werkzeughalter Querschnitt 10 x 10 mm Tous les porte-outils de section 10 x 10 mm	015.11.840

015.11.841 | 50 mm |	Universal tool holder 8 x 8 mm Universal-Werkzeughalter 8 x 8 mm Porte-outil universel 8 x 8 mm	For tools Für Werkzeuge Pour outils	Article no. Artikel Nr. N° Article
	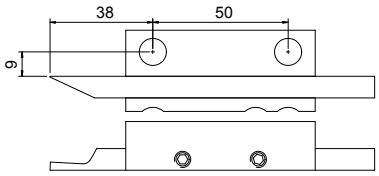	All 8 x 8 mm section tool holders Alle Werkzeughalter Durchschnitt 8 x 8 mm Tous les porte-outils de section 8 x 8 mm	015.11.841

Bimu SA
cutting tools
& accessories

case postale 50
rue du Quai 10
CH-2710 Tavannes

e. info@bimu.ch
i. www.bimu.ch

t. +41 32 482 60 50
f. +41 32 482 60 59

5.2 Distance between the axles 38 mm 5.2 Achsabstand 38 mm 5.2 Entraxe 38 mm

015.11.121.38 | 38 mm |	Tool holder 253R Werkzeughalter 253R Porte-outil 253R	For tools Für Werkzeuge Pour outils	Article no. Artikel Nr. N° Article
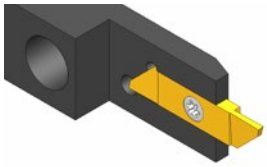	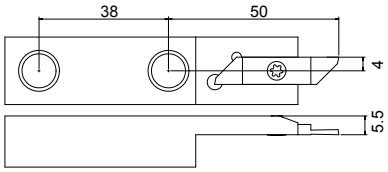	Insert 253R. Use only with no. 015.11.106 and no. 015.12.106 base plates Wendeplatte 253R. Benützung nur mit Nr. 015.11.106 und Nr. 015.12.106 Basisplatten Plaquette 253R. Utilisation uniquement avec les plaques de base n° 015.11.106 et n° 015.12.106	015.11.121.38

015.11.203.38 | 38 mm |	Tool holder 400R Werkzeughalter 400R Porte-outil 400R	For tools Für Werkzeuge Pour outils	Article no. Artikel Nr. N° Article
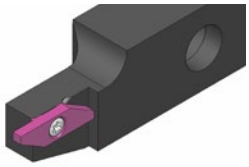	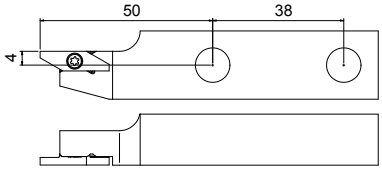	Inserts 400R Wendeplatten 400R Plaquettes 400R	015.11.203.38

015.11.204.38 | 38 mm |	Tool holder VPGT FR Werkzeughalter VPGT FR Porte-outil VPGT FR	For tools Für Werkzeuge Pour outils	Article no. Artikel Nr. N° Article
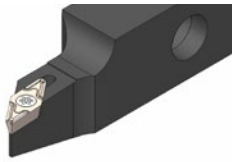	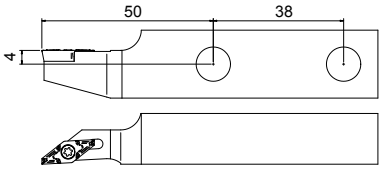	Inserts VPGT FR Wendeplatten VPGT FR Plaquettes VPGT FR	015.11.204.38

015.11.205.38 | 38 mm |	Tool holder 800R Werkzeughalter 800R Porte-outil 800R	For tools Für Werkzeuge Pour outils	Article no. Artikel Nr. N° Article
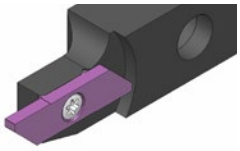	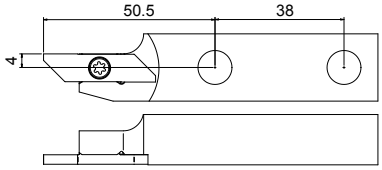	Cutting inserts 800R Abstechplatten 800R Plaquettes de tronçonnage 800R	015.11.205.38

015.11.206.38 | 38 mm |	Tool holder 040R Werkzeughalter 040R Porte-outil 040R	For tools Für Werkzeuge Pour outils	Article no. Artikel Nr. N° Article
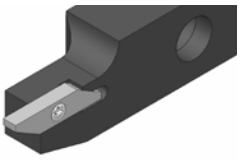	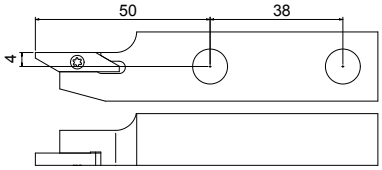	Inserts 040R Wendeplatten 040R Plaquettes 040R	015.11.206.38

015.11.208.38 | 38 mm |	Universal tool holder 10 x 10 mm Universal-Werkzeughalter 10 x 10 mm Porte-outil universel 10 x 10 mm	For tools Für Werkzeuge Pour outils	Article no. Artikel Nr. N° Article
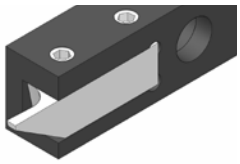	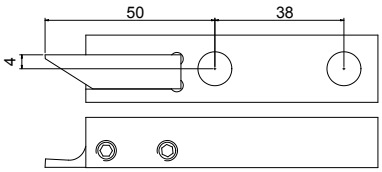	All 10 x 10 mm section tool holders Alle Werkzeughalter Querschnitt 10 x 10 mm Tous les porte-outils de section 10 x 10 mm	015.11.208.38

Bimu SA
cutting tools
& accessories

case postale 50
rue du Quai 10
CH-2710 Tavannes

e. info@bimu.ch
i. www.bimu.ch

t. +41 32 482 60 50
f. +41 32 482 60 59

015.11.211.38 | 38 mm |	Tool holder 800R Werkzeughalter 800R Porte-outil 800R	For tools Für Werkzeuge Pour outils	Article no. Artikel Nr. N° Article
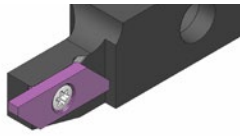	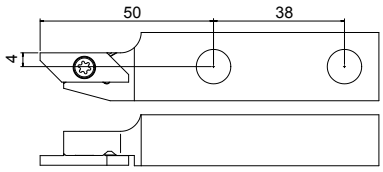	Turning inserts 800R Drehplatten 800R Plaquettes de tournage 800R	015.11.211.38

015.11.212.38 | 38 mm |	Tool holder 800R Werkzeughalter 800R Porte-outil 800R	For tools Für Werkzeuge Pour outils	Article no. Artikel Nr. N° Article
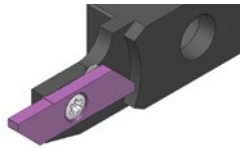	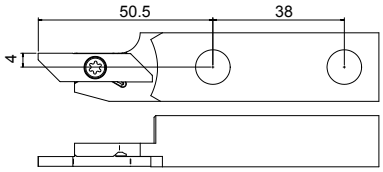	Inserts 800R Wendeplatten 800R Plaquettes 800R	015.11.212.38

015.11.213.38 | 38 mm |	Tool holder 853R «Pickup» Werkzeughalter 853R «Pickup» Porte-outil 853R «Pickup»	For tools Für Werkzeuge Pour outils	Article no. Artikel Nr. N° Article
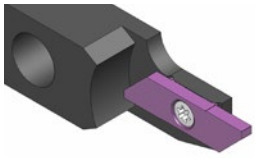	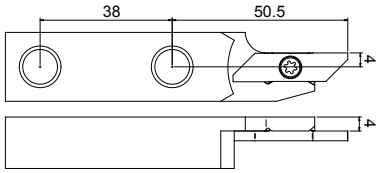	Insert 853R Wendeplatte 853R Plaquette 853R	015.11.213.38

015.11.215.38 | 38 mm |	Tool holder «Universal» 10 x 10 mm (Esco) Werkzeughalter «Universal» 10 x 10 mm (Esco) Porte-outil «Universal» 10 x 10 mm (Esco)	For tools Für Werkzeuge Pour outils	Article no. Artikel Nr. N° Article
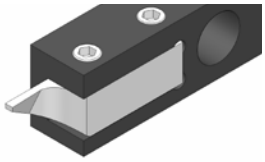	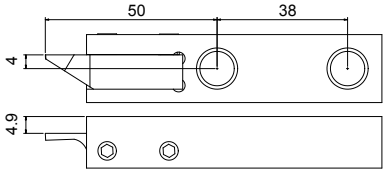	All 10 x 10 mm section tool holders Alle Werkzeughalter Querschnitt 10 x 10 mm Tous les porte-outils de section 10 x 10 mm	015.11.215.38

015.11.216.38 | 38 mm |	Tool holder VB..1102 Werkzeughalter VB..1102 Porte-outil VB..1102	For tools Für Werkzeuge Pour outils	Article no. Artikel Nr. N° Article
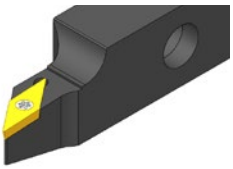	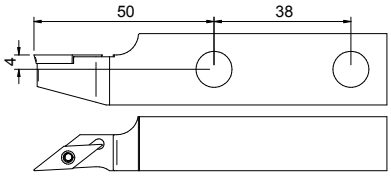	Insert VB..1102 Wendeplatte VB..1102 Plaquette VB..1102	015.11.216.38

015.11.217.38 | 38 mm |	Left tool holder VB..1102 Werkzeughalter links VB..1102 Porte-outil à gauche VB..1102	For tools Für Werkzeuge Pour outils	Article no. Artikel Nr. N° Article
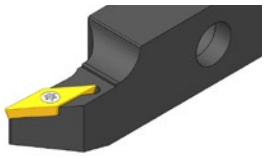	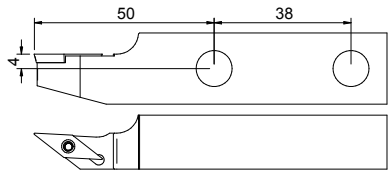	Insert VB..1102 Wendeplatte VB..1102 Plaquette VB..1102	015.11.217.38

Bimu SA
cutting tools
& accessories

case postale 50
rue du Quai 10
CH-2710 Tavannes

e. info@bimu.ch
i. www.bimu.ch

t. +41 32 482 60 50
f. +41 32 482 60 59

015.11.218.38 | 38 mm |	Tool holder DC..11T3 Werkzeughalter DC..11T3 Porte-outil DC..11T3	For tools Für Werkzeuge Pour outils	Article no. Artikel Nr. N° Article
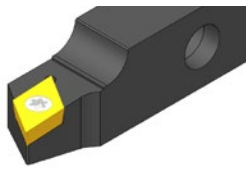	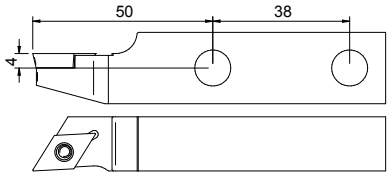	Insert DC..11T3 Wendeplatte DC..11T3 Plaquette DC..11T3	015.11.218.38

015.11.221.38 | 38 mm |	Tool holder DC..0702 Werkzeughalter DC..0702 Porte-outil DC..0702	For tools Für Werkzeuge Pour outils	Article no. Artikel Nr. N° Article
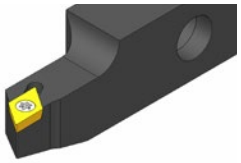	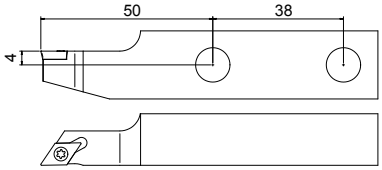	Inserts DC..0702 Wendeplatten DC..0702 Plaquettes DC..0702	015.11.221.38

015.11.222.38 | 38 mm |	Tool holder DC..11T3 Werkzeughalter DC..11T3 Porte-outil DC..11T3	For tools Für Werkzeuge Pour outils	Article no. Artikel Nr. N° Article
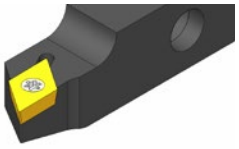	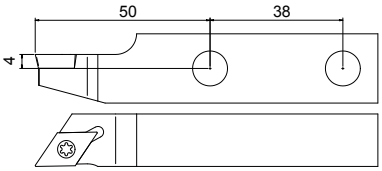	Inserts DC..11T3 Wendeplatten DC..11T3 Plaquettes DC..11T3	015.11.222.38

015.11.223.38 | 38 mm |	Tool holder VC..1103 Werkzeughalter VC..1103 Porte-outil VC..1103	For tools Für Werkzeuge Pour outils	Article no. Artikel Nr. N° Article
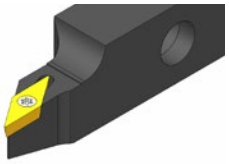	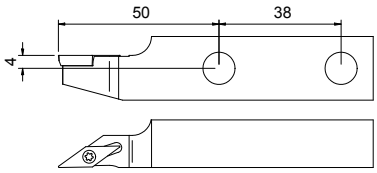	Inserts ISO VC..1103 Wendeplatten ISO VC..1103 Plaquettes ISO VC..1103	015.11.223.38

015.11.224.38 | 38 mm |	Tool holder VB..1103 Werkzeughalter VB..1103 Porte-outil VB..1103	For tools Für Werkzeuge Pour outils	Article no. Artikel Nr. N° Article
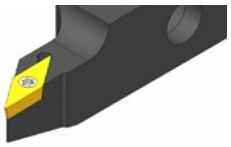	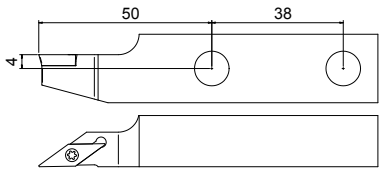	Inserts VB..1103 (5°) Wendeplatten VB..1103 (5°) Plaquettes VB..1103 (5°)	015.11.224.38

015.11.306.38 | 38 mm |	Tool holder 040L Werkzeughalter 040L Porte-outil 040L	For tools Für Werkzeuge Pour outils	Article no. Artikel Nr. N° Article
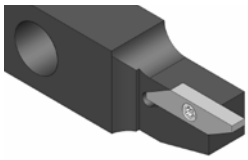	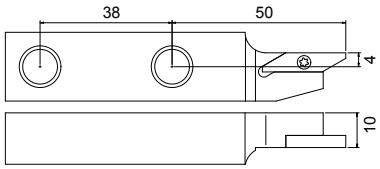	Inserts 040L Wendeplatten 040L Plaquettes 040L	015.11.306.38

Bimu SA
cutting tools
& accessories

case postale 50
rue du Quai 10
CH-2710 Tavannes

e. info@bimu.ch
i. www.bimu.ch

t. +41 32 482 60 50
f. +41 32 482 60 59

015.11.325.38 | 38 mm |	Tool holder CC..09T3 Werkzeughalter CC..09T3 Porte-outil CC..09T3	For tools Für Werkzeuge Pour outils	Article no. Artikel Nr. N° Article
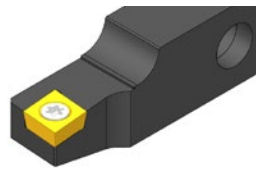	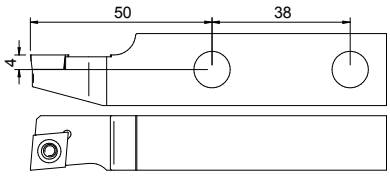	Insert CC..09T3 Wendeplatte CC..09T3 Plaquette CC..09T3	015.11.325.38

015.11.850.38 | 38 mm |	Universal tool holder 12x12 mm Universal-Werkzeughalter 12x12 mm Porte-outil universel 12x12 mm	For tools Für Werkzeuge Pour outils	Article no. Artikel Nr. N° Article
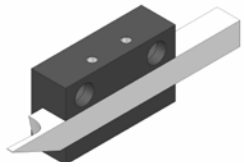	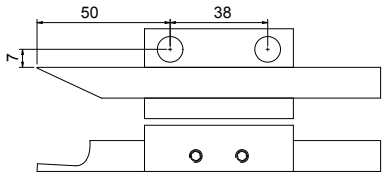	All 12x12 mm section tool holders Alle Werkzeughalter Querschnitt 12x12 mm Tous les porte-outils de section 12x12 mm	015.11.850.38

015.11.1000.38 | 38 mm |	Tool holder OXOline 1000R Werkzeughalter OXOline 1000R Porte-outil OXOline 1000R	For tools Für Werkzeuge Pour outils	Article no. Artikel Nr. N° Article
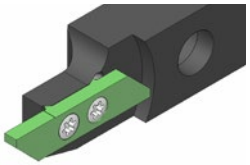	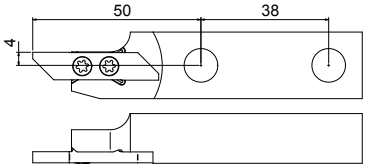	Inserts OXOline 1000R Wendeplatten OXOline 1000R Plaquettes OXOline 1000R	015.11.1000.38

015.11.1053.38 | 38 mm |	Tool holder OXOline 1000L Werkzeughalter OXOline 1000L Porte-outil OXOline 1000L	For tools Für Werkzeuge Pour outils	Article no. Artikel Nr. N° Article
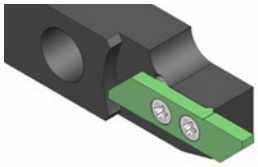	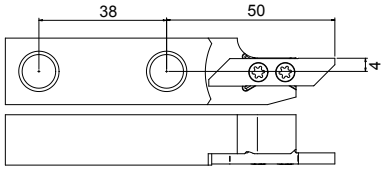	Inserts OXOline 1053R and 1056R Wendeplatten OXOline 1053R und 1056R Plaquettes OXOline 1053R et 1056R	015.11.1053.38

015.11.1056.38 | 38 mm |	Tool holder OXOline 1000L Werkzeughalter OXOline 1000L Porte-outil OXOline 1000L	For tools Für Werkzeuge Pour outils	Article no. Artikel Nr. N° Article
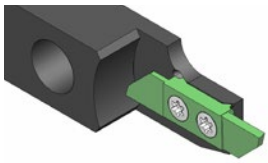	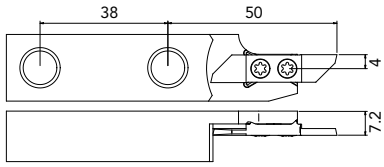	Inserts OXOline 1053R and 1056R Wendeplatten OXOline 1053R und 1056R Plaquettes OXOline 1053R et 1056R	015.11.1056.38

Bimu SA
cutting tools
& accessories

case postale 50
rue du Quai 10
CH-2710 Tavannes

e. info@bimu.ch
i. www.bimu.ch

t. +41 32 482 60 50
f. +41 32 482 60 59

6. Shifting of Quicklock

0. Preliminary remarks:
The shifting of the screws is done with «Extraction set for Quicklock».

Only the front screw must be moved;
the compensation milling screw situated at the back must remain in place.

Quicklock extraction set
Ausbau-Set für Quicklock-Schrauben
Set d'extraction de la vis Quicklock

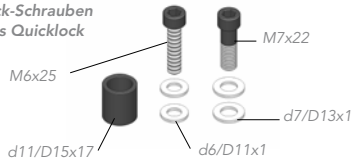

1. With a «six sided key» (5 on flat), completely unscrew the Quicklock screw and extract the upper side.

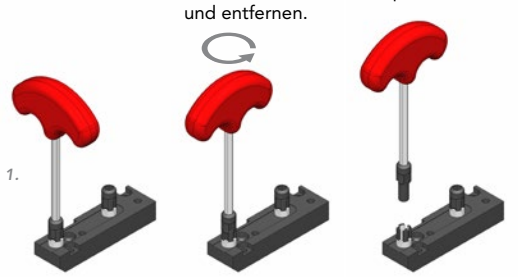

2. With help of the tube d11/D15x17 and washers d7/D13x1 turn screw M7x22 in the base of the Quicklock Screw; this will allow it's extraction.



3. Position the base of the Quicklock screw on the new location and insert it with the help of screw M6x25 and washers d6/D11x1.
4. Withdraw screw M6x25 as well as washers d6/D11x1.
5. Screw the top part of Quicklock screw with a key Torx 15.





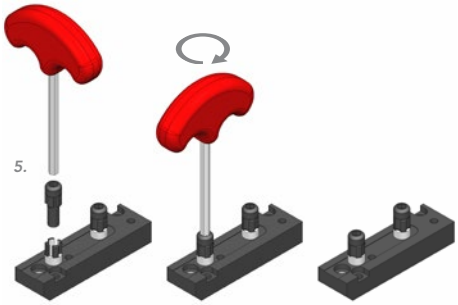

6. Quicklock Verschiebung

0. Vorangaben:
Der Versatz wird mit den «Quicklock Umbau-Set» gemacht.

Nur die vordere Schraube wird versetzt;
die hintere bleibt stehen.

Both types of Quicklock screw
Beide Typen von Quicklock-Schraube
Les 2 types de vis Quicklock

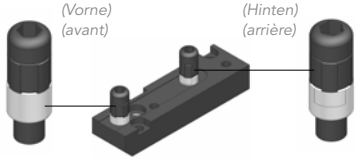

1. Mit dem Sechskant-Schlüssel 5 mm die Quicklock-Schraube komplett herausdrehen und entfernen.

2. Mit dem Dübel d11/D15x17 und den Rondellen d7/D13x1 die Schraube M7x22 in die Quicklock-Basis einschrauben um diese zu entfernen.

3. Die Quicklock-Basis in die gewünschte Position bringen und mit der Schraube M6x25 und den Rondellen d6/D11x1 einschrauben.
4. Die Schraube M6x25 mit den Rondellen d6/D11x1 ausbauen.
5. Die Kopf-Partie der Quicklock-Schraube mit dem Torx 15 Schlüssel einschrauben.

6. Déplacement des Quicklock

0. Remarques préalables:
Le déplacement se fait à l'aide du «Set d'extraction pour vis Quicklock».

Seule la vis avant doit être déplacée;
la vis fraisée de compensation située à l'arrière reste en place.

1. Avec une clé six-pans (5 sur plat), dévisser entièrement la vis quicklock et en extraire la partie supérieure.

2. A l'aide du tube d11/D15x17 et des rondelles d7/D13x1 tourner la vis M7x22 dans la base de la vis Quicklock permettant ainsi l'extraction de cette dernière.

3. Positionner la base de la vis Quicklock sur le nouvel emplacement et l'insérer à l'aide de la vis M6x25 et des rondelles d6/D11x1.
4. Retirer la vis M6x25 et les rondelles d6/D11x1.
5. Visser la partie supérieure de la vis Quicklock à l'aide d'une clé Torx 15.

Bimu SA
cutting tools
& accessories

case postale 50
rue du Quai 10
CH-2710 Tavannes

e. info@bimu.ch
i. www.bimu.ch

t. +41 32 482 60 50
f. +41 32 482 60 59

7. Presetting

Advantage of Tecko system for the presetting of tools on Tornos presetter

7. Voreinstellung

Vorteil des Tecko System für die Voreinstellung mit Tornos Voreinstellapparat

7. Préréglage

Avantage du système Tecko pour le préréglage des outils Tecko

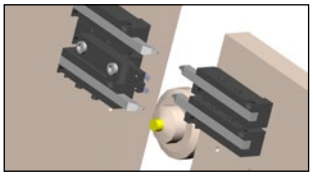

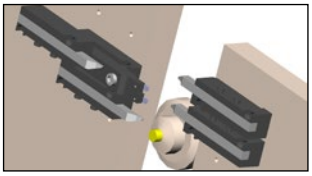

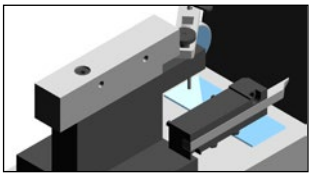

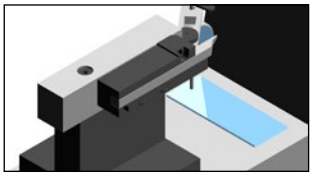

Presetting with the standard Tornos tool holder

1. Unscrew tool holder from machine.
2. Take off tool holder from machine.
   The «pin system» doesn't make it easy (it often jams).
3. Adjust tool holder on pre-setter.
4. Preset.

Voreinstellung mit einem standard Tornos Werkzeughalter

1. Der Werkzeughalter losschrauben.
2. Der Werkzeughalter von der Maschine herausnehmen.
   Das System mit Stifte macht die Behandlung unbequem (häufige Absperrung).
3. Den Werkzeughalter auf den Voreinstellapparat setzen.
4. Das Werkzeug messen.

Préréglage avec le porte-outil standard Tornos

1. Dévisser le porte-outil de la machine.
2. Sortir le porte-outil de la machine.
   Le système de goupille rend l'opération inconfortable (blocage fréquent).
3. Monter le porte-outil sur le préréglageur.
4. Effectuer le préréglage.

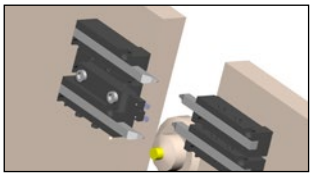

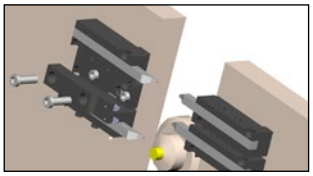

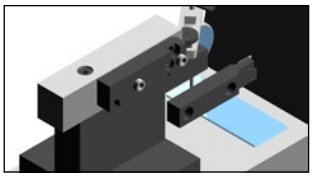

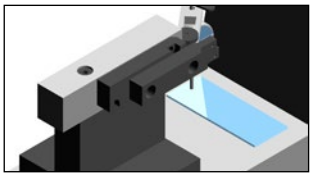

Presetting with the Tecko tool holder

1. Unscrew tool holder from machine («Quick change» or «Eco change» system).
2. Take off tool holder from machine.
   Very easy because Tecko base is fixed on machine !
3. Adjust tool holder on presetter
   Very easy because the tool holder is fitted on another base plate already fixed on presetter !
4. Preset.

Voreinstellung mit einem Tecko Stahlhalter

1. Den Stahlhalter losschrauben («Quick change» oder «Eco change» system).
2. Den Stahlhalter von der Maschine herausnehmen.
   Leichte Wegnahme, weil die Tecko Basisplatte immer auf der Maschine steht !
3. Den Stahlhalter auf den Voreinstellapparat setzen.
   Der Stahlhalter befestigt sich auf eine andere Basisplatte, die auf dem Voreinstellapparat steht !
4. Das Werkzeug messen.

Préréglage avec le porte-outil Tecko

1. Dévisser le porte-outil de la machine (système «Quick change» ou «Eco change»).
2. Sortir le porte-outil de la machine.
   L'enlèvement est aisé car la plaque de base Tecko reste fixée sur la machine !
3. Monter le porte-outil sur le préréglageur.
   Le porte-outil s'ajuste sur une autre plaque de base déjà fixée sur le préréglageur !
4. Effectuer le préréglage.

Bimu SA
cutting tools
& accessories

case postale 50
rue du Quai 10
CH-2710 Tavannes

e. info@bimu.ch
i. www.bimu.ch

t. +41 32 482 60 50
f. +41 32 482 60 59

8. Presetting plates
For Tornos presetter

8. Voreinstellplatten
Für Tornos Voreinstellapparat

8. Plaques de préréglage
Pour prérégleur Tornos

015.11.900

For machine type Für Maschine Typ Pour type de machine	Tornos Deco 7 / 10	Compatible with distance between the axles Abstand zwischen den Achsen Compatible avec entraxe	50 mm

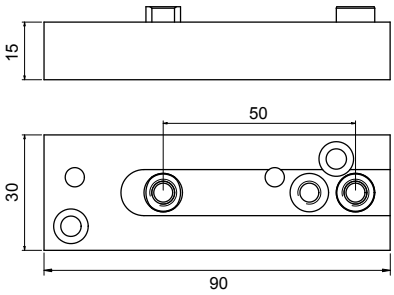



Article no. Artikel Nr. N° d'article	015.11.900 EC

015.12.900

For machine type Für Maschine Typ Pour type de machine	Tornos Deco 13	Compatible with distance between the axles Abstand zwischen den Achsen Compatible avec entraxe	50 mm

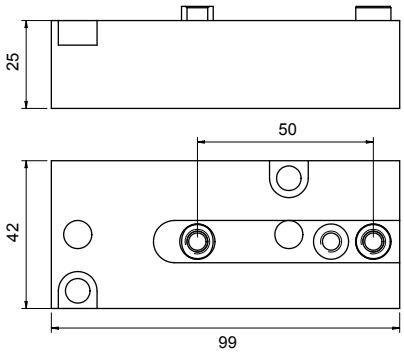

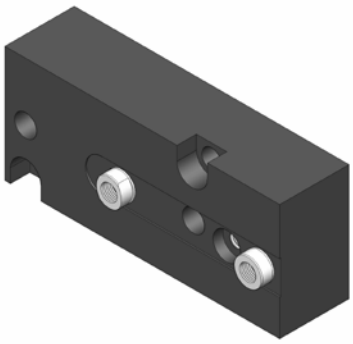

Article no. Artikel Nr. N° d'article	015.12.900 EC

Bimu SA
cutting tools
& accessories

case postale 50
rue du Quai 10
CH-2710 Tavannes

e. info@bimu.ch
i. www.bimu.ch

t. +41 32 482 60 50
f. +41 32 482 60 59

015.11.900.38

For machine type Für Maschine Typ Pour type de machine	Tornos Deco 7 / 10	Compatible with distance between the axles Abstand zwischen den Achsen Compatible avec entraxe	38 mm

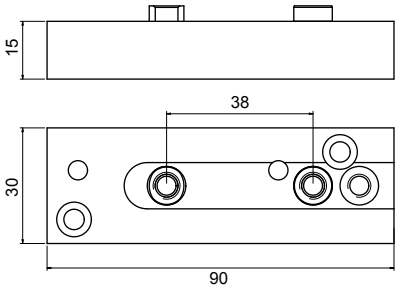



Article no. Artikel Nr. N° d'article	015.11.900.38 EC

015.12.900.38

For machine type Für Maschine Typ Pour type de machine	Tornos Deco 13	Compatible with distance between the axles Abstand zwischen den Achsen Compatible avec entraxe	38 mm

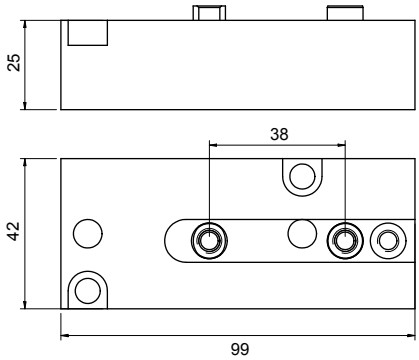

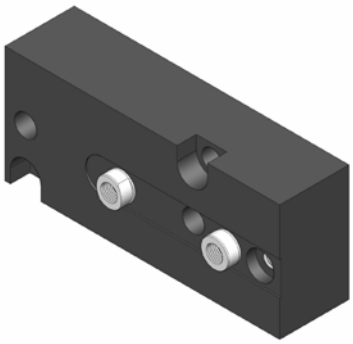

Article no. Artikel Nr. N° d'article	015.12.900.38 EC

9. Additional parts

9. Zusatzteile

9. Pièces additionnelles

TQL M6-Z	Quicklock screw. Centering tightening. For the front position of «Quick change» base plates. Quicklock Schraube. Zentrier Spannung. Für vordere Position der «Quick change» Basisplatte. Vis Quicklock. Serrage avec centrage. Pour la position avant des plaques de base «Quick change».	Article no. Artikel Nr. N° Article
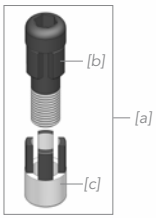	[a] Complete screw Komplette Schraube Vis complète	TQL M6-Z
	[b] Screw head Schrauben-Kopf Tête de vis	TQLVC-M6
	[c] Bush Hülse Douille	012.06.101

TQL M6-A	Quicklock screw. Tightening with compensation. For the rear position of «Quick change» base plates. Quicklock Schraube. Ausgleichspannung. Für hintere Position der «Quick change» Basisplatte. Vis Quicklock. Serrage avec compensation. Pour la position arrière des plaques de base «Quick change».	Article no. Artikel Nr. N° Article
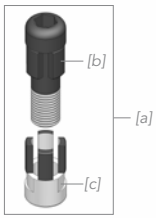	[a] Complete screw Komplette Schraube Vis complète	TQL M6-A
	[b] Screw head Schrauben-Kopf Tête de vis	TQLVC-M6
	[c] Bush Hülse Douille	012.06.111

TEL M6-Z	Ecolock screw. Centering tightening. For the front position of «Eco change» base plates. Ecolock Schraube. Zentrier Spannung. Für vordere Position der «Eco change» Basisplatte. Vis Ecolock. Serrage avec centrage. Pour la position avant des plaques de base «Eco change».	Article no. Artikel Nr. N° Article
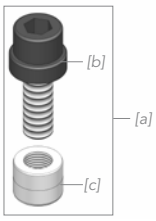	[a] Complete screw Komplette Schraube Vis complète	TEL M6-Z
	[b] Screw head Schrauben-Kopf Tête de vis	TELVC-M6
	[c] Bush Hülse Douille	012.07.101

TEL M6-A	Ecolock screw. Tightening with compensation For the rear position of «Eco change» base plates. Ecolock Schraube. Ausgleichspannung. Für hintere Position der «Eco change» Basisplatte. Vis Ecolock. Serrage avec compensation. Pour la position arrière des plaques de base «Eco change».	Article no. Artikel Nr. N° Article
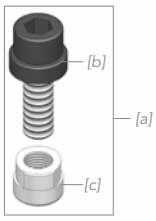	[a] Complete screw Komplette Schraube Vis complète	TEL M6-A
	[b] Screw head Schrauben-Kopf Tête de vis	TELVC-M6
	[c] Bush Hülse Douille	012.07.111

TQLD M6	Six sided key (5 on flat) Sechskant-Schlüssel (5 mm) Clé six-pans (5 sur plat)	Article no. Artikel Nr. N° Article
	Use with Quicklock and Ecolock screws. Benutzung mit Quicklock und Ecolock Schrauben. Utilisation avec les vis Quicklock et Ecolock.	TQLD M6

012.06.800	Quicklock screw extraction set Ausbau-Set für Quicklock-Schrauben Set d'extraction pour vis Quicklock	Article no. Artikel Nr. N° Article
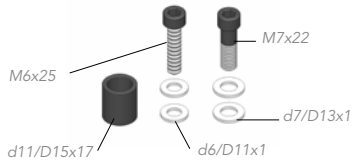	For the shifting of Quicklock screws on baseplates. Für den Versatz der Quicklock-Schrauben auf der Basisplatten. Pour le déplacement des vis Quicklock sur les plaques de base.	012.06.800

Bimu SA
cutting tools
& accessories

case postale 50
rue du Quai 10
CH-2710 Tavannes

e. info@bimu.ch
i. www.bimu.ch

t. +41 32 482 60 50
f. +41 32 482 60 59

015.81.10x	High pressure spraying nozzle Hochdruck Spritzdüse Buse d'arrosage haute pression		Article no. Artikel Nr. N° Article
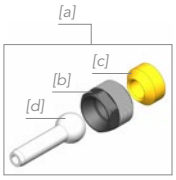	[a]	Nozzle complete Komplette Düse Buse complète	015.81.100
	[b]	Nut Mutter Ecrou	015.81.101
	[c]	Oil proof ring Dichtungs-Ring Bague d'étanchéité	015.81.102
	[d']	Nozzle (length 18 mm) Düse (Länge 18 mm) Buse (longueur 18 mm)	015.81.103
	[d"]	Nozzle (length 36 mm) Düse (Länge 36 mm) Buse (longueur 36 mm)	015.81.104

015.81.203	Low pressure spraying nozzle Niederdruck Spritzdüse Buse d'arrosage basse pression	Article no. Artikel Nr. N° Article
	Low pressure nozzle for base plate no. 015.11.101 QC (length 23 mm) Niederdruck Düse für Basisplatte Nr. 015.11.101 QC (Länge 23 mm) Buse basse pression pour plaque de base n° 015.11.101 QC (longueur 23 mm)	015.81.203

Bimu SA
cutting tools
& accessories

case postale 50
rue du Quai 10
CH-2710 Tavannes

e. info@bimu.ch
i. www.bimu.ch

t. +41 32 482 60 50
f. +41 32 482 60 59

Bimu SA
cutting tools
& accessories

case postale 50
rue du Quai 10
CH-2710 Tavannes

e. info@bimu.ch
i. www.bimu.ch

t. +41 32 482 60 50
f. +41 32 482 60 59

Notes

Notizen

Notes

Bimu SA
cutting tools
& accessories

case postale 50
rue du Quai 10
CH-2710 Tavannes

e. info@bimu.ch
i. www.bimu.ch

t. +41 32 482 60 50
f. +41 32 482 60 59

Bimu SA
cutting tools
& accessories

case postale 50
rue du Quai 10
CH-2710 Tavannes

e. info@bimu.ch
i. www.bimu.ch

t. +41 32 482 60 50
f. +41 32 482 60 59

Bimu
cutting tools & accessories

Represented by Vertreten durch Représenté par

Bimu SA
cutting tools
& accessories

case postale 50
rue du Quai 10
CH-2710 Tavannes

e. info@bimu.ch
i. www.bimu.ch

t. +41 32 482 60 50
f. +41 32 482 60 59